

SEATING | OCCASIONAL TABLES

DECCA | CONTRACT

SEATING | OCCASIONAL TABLES

GENERAL INFORMATION

WOOD

All exposed surfaces are offered in hand selected veneers and solids. All veneer surfaces are book-matched resulting in superior wood grain aesthetics.

FINISH

A multi-step modified polyurethane finish is applied to all finished cases.

STANDARD FINISHES:

#104	CHAMPAGNE CHERRY
#105	LIGHT CHERRY
#107	AMERICAN CHERRY
#119	BEECH
#121	COFFEE
#125	FLAT CUT NON-FIG WALNUT
#133	SAND OAK
#134	FOREST OAK
#136	DARK OAK
#137	SORREL WALNUT
#139	SABLE WALNUT
#147	QUARTER CUT FIGURED ASH
#148	QUARTER CUT CERUSED OAK
#149	EBONIZED ASH
#150	FIGURED WALNUT
#151	CLEAR FIGURED WALNUT
#153	KNOTTY OAK
#154	SMOKE GRAY ASH
#155	GRAY OAK
#156	ESPRESSO ASH
#157	BLUE ASH
#158	WHITE ASH
#159	EUCALYPTUS
#164	NATURAL WALNUT
#501	EV ROSEWOOD
#502	EV EBONY
#503	EV WALNUT
#505	EV BLACK APRICOT
#506	EV OAK
#510	EV CLEAR OAK
#512	EV NATURAL RATTAN
#514	EV FLAT CUT OAK

FOR PREMIUM VENEER, PLEASE CONTACT CUSTOMER SERVICE.

ANIGRE
MAHOGNAY
PRIME VERA FIGURED
EBONY
TIGER ZIRICOTE

Other Species Available

SYCAMORE
AVODIRE
BIRDSEYE MAPLE
THUYA BURL
AMBER CROTCH

SEATING | OCCASIONAL TABLES

GENERAL INFORMATION

STANDARD LACQUER FINISHES:

005	PURE WHITE
006	SOFT WHITE
009	PEARL WHITE
010	WARM WHITE
012	ELLSWORTH GREEN
013	ELLSWORTH ORANGE
014	ELLSWORTH RED
015	ELLSWORTH BLUE
016	ELLSWORTH GRAY
018	BRITE WHITE
019	MISSION WHITE
020	BRIGHT WHITE
021	MATTE BLACK
025	GRAY BLUE
026	ULTRA WHITE

PREMIUM LACQUER FINISHES:

007	TAUPE
008	WARM DARK GRAY
011	GLOSSY PURE WHITE
017	KINKOU RED
022	GLOSSY DARK PURPLE
023	CHAMPAGNE
024	BRONZE

POWDER COAT METAL FINISHES:

#304	SILVER
#305	BLACK
#306	DARK BRONZE
#307	GUN METAL
#310	WHITE
#311	WARM DARK GRAY

PREMIUM METAL GRADE I FINISHES:

#301	POLISHED STAINLESS STEEL
#302	SATIN STAINLESS STEEL

FOR PREMIUM METAL GRADE II, PLEASE CONTACT CUSTOMER SERVICE.

PREMIUM METAL GRADE II FINISHES:

#308	SATIN DARK BRONZE
#314	POLISHED BRASS
#315	BLACKEND STEEL
#316	MIRROR BLACK MATTE
#317	MIRROR BLACK POLISHED
#318	CHAMPAGNE STEEL
#319	BRUSHED AMBER
#320	BRUSHED BRASS

BING 5-STAR CASTER BASE METAL FINISHES:

#312	POLISHED ALUMINUM
#313	MATTE BLACK

SEATING | OCCASIONAL TABLES

GENERAL INFORMATION

GLASS OPTIONS:

#402	BLACK BACK PAINTED GLASS
#403	FROSTED MIRROR GLASS
#406	FROSTED GLASS
#407	BLACK MIRROR GLASS
#408	CLEAR LOW IRON GLASS
#409	BRONZE FROSTED MIRROR GLASS
#410	GRAY FROSTED MIRROR GLASS
#411H	BLACK FROSTED MIRROR GLASS
#412	ARCHITECTURAL WHITE BACK PAINTED GLASS
#413	ULTRA WHITE LOW IRON BACK PAINTED GLASS
#414	FROSTED ULTRA WHITE LOW IRON BACK PAINTED GLASS

SOLID SURFACE MATERIALS:

#404	SSF WHITE
#405	SSF BLACK

STONE OPTIONS:

CARERRA
EMPERADOR
NERO MARQUINA
INDIA GREEN

FOR CUSTOMER OWN STONE, PLEASE CONTACT CUSTOMER SERVICE.

SEATING PRODUCT SPECIFICATIONS

The following specifications relate to all DECCA seating products. For further technical specifications please contact your sales representative or Customer Service.

CHAIR FRAMES

All standard DECCA finishes are available on any frame. Not all species accept stain in the same fashion. DECCA finishes are full filled and topcoated with modified polyurethane and are heat, stain and wear resistant.

MULTIPLE FABRICS

Please contact Customer Service for pricing when applying multiple fabrics to DECCA seating.

COM (Customer's Own Material)

COM orders will not be entered until the COM fabric has been received by DECCA.

COL (Customer's Own Leather)

COL please call the customer service to confirm the square footage required. The order will not be entered until the leather has been received by DECCA.

When submitting a COM/COL order, we require the following:

1. Fabric description
2. Fabric source
3. Fabric color
4. A swatch of the covering
5. Special application instruction

All COM / COL's must be tagged with a DECCA job number. Call customer service to get the job number(s).

COM FABRICS

The following factors must be used when COM fabrics supplied are narrower than 54" and with horizontal pattern repeat. Add these percentages to the COM yardage requirements shown for each model.

FABRIC WIDTH	PLAIN FABRIC	2"-10" REPEAT	11"-20" REPEAT	21"-25" REPEAT	26"-30" REPEAT
54"	0%	10%	15%	20%	25%
51"-52"	10%	20%	25%	30%	35%
48"-50"	15%	30%	40%	45%	50%
45"-47"	30%	45%	55%	60%	65%
36"-44"	45%	55%	65%	75%	85%

STANDARD VERTICAL APPLICATION

The application of fabrics with stripes or patterns will be vertical unless otherwise noted on the purchase order.



SPECIAL CODE COMPLIANCE

Unless otherwise specified, foam used in all seating products complies with CAL-117

Please contact Customer Service if compliance is required for the following codes:

- BOSTON FIRE CODE
- CALIFORNIA TECHNICAL BULLETIN 133*
- NEW YORK PORT AUTHORITY

**GRADED IN
 PARTNER PROGRAMS**

DECCA has established partner programs with Camira Textiles and Crest Leather. Specify any of the graded in options listed below and DECCA will take care of the ordering. To view colorways, please go to the website links provided. For sample request, technical information, and to check stock, please contract your local representative or the factory.

Camira Textiles

<https://www.camirafabrics.com/us>

GRADE 1	GRADE 2	GRADE 3	GRADE 4	GRADE 5
Canopy	Aquarius	24/7 Flax	Landscape Balance	Armadillo
Ebb	Honeycomb	Blazer	Landscape Contract	Craggan Flax
Era	Kyoto	Halcyon Aspen	Silk	Nettle Aztec
Gravity	Oceanic	Halcyon Blossom	Synergy Quilt Channel	
Manhattan	Patina	Halcyon Cedar	Synergy Quilt Chevron	
Nexus	Sumi	Hemp	Synergy Quilt Hourglass	
Port	Touch	Individuo	Yoredale	
Rivet		Main Line Flax	Zap	
Sprint		Main Line Flax Stripe		
		Regent		
		Synergy		
		Track		

Crest Leather

<https://crestleather.com/our-range/?region=uk>

LEATHER 1

Shelly		Vele	
Beige	Pebble	Black	Mink
Black	Silver Birch	Charcoal Grey	Ocean
Castagna	Silver Grey	Dark Saddle	Old English White
Dark Grape	Steel	Essential	Pebble
Mocca	Stone	Iceberg	Scarlet
	Winter White	Ivory	

BING 4 & 5-STAR BASE MECHANISMS

4-Star Bases:

Luxe Lounge Chairs - self return swivel, fixed height (16 in / 41 cm)



Work Lounge Chairs - self return swivel, fixed height (16 in / 41 cm)

Guest Chairs - 360° swivel, fixed height (16 in / 41 cm)

5-Star Bases

Work Lounge Chairs - 360° swivel, fixed height (16 in / 41 cm)

Guest Chairs - 360° swivel with knee tilt, pneumatic height adjustment (17.5" to 19.5 in / 44 cm to 49 cm)

DESCRIPTION	MODEL	FABRIC GRADES	LIST PRICE	PREMIUM WOOD	YARDAGE	SQUARE FEET	DIMENSIONS	INCHES	CENTIMETERS
Afton Arm Chair	OV 530-20	COM	2632	3421	2	36	OW	25	64
Wood Frame		COL	2895	3763			OD	24	60
Upholstered Back and Seat		G1	2965	3754			OH	34	86
		G2	3096	3886			SH	18.5	47
		G3	3203	3993			AH	26	66
		G4	3322	4112			SD	18.5	47
		G5	3357	4147			SW	20.25	51
		L1	5036	5905					

NOTE

SPECIFY:

Upholstery

Wood / Lacquer Finish

Dimensions are in inches and are approximate.

Contact Customer Service if dimensions are critical.

www.deccacontract.com

For complete list of finish options and codes, go to www.deccacontract.com

DESCRIPTION	MODEL	FABRIC GRADES	LIST PRICE	PREMIUM WOOD	YARDAGE	SQUARE FEET	DIMENSIONS	INCHES	CENTIMETERS
Alexis Arm Chair	OV 540-20	COM	2382	3097	1	18	OW	24.5	62
Veneer Back		COL	2620	3406			OD	23	59
Upholstered Seat		G1	2549	3263			OH	34	86
		G2	2614	3329			SH	18.5	47
		G3	2668	3383			AH	26	66
		G4	2727	3442			SD	19	48
		G5	2745	3460			SW	18.5	47
		L1	3691	4477					







NOTE

SPECIFY:
 Upholstery
 Wood / Lacquer Finish

Dimensions are in inches and are approximate.
 Contact Customer Service if dimensions are critical.
www.deccacontract.com

For complete list of finish options and codes, go to www.deccacontract.com

DESCRIPTION	MODEL	FABRIC GRADES	POWDER COATED	BRUSHED STAINLESS STEEL	POLISHED STAINLESS STEEL	YARDAGE	SQUARE FEET	DIMENSIONS	INCHES	CENTIMETERS
Arno XL Lounge Chair	JS LC320U	COM	4095	4300	4710	5	88	OW	42	107
Upholstered Back		COL	4505	4730	5181			OD	32	82
Metal Base		G1	4912	5117	5526			OH	29	74
		G2	5233	5438	5847			SH	17	43
		G3	5495	5700	6110			AH	20.5	52
		G4	5787	5992	6401			SD	20	51
		G5	5873	6078	6487			SW	34	87
		L1	9751	9976	10426					


Arno XL Lounge Chair	JS LC320V	COM	4503	4728	5179	4	68	OW	42	107
Wood Back		COL	4953	5201	5697			OD	32	82
Metal Base		G1	5136	5361	5812			OH	29	74
		G2	5385	5610	6061			SH	17	43
		G3	5589	5814	6264			AH	20.5	52
		G4	5815	6040	6491			SD	20	51
		G5	5882	6107	6557			SW	34	87
		L1	9022	9269	9765					


NOTE


SPECIFY:
Metal Finish
Upholstery

Dimensions are in inches and are approximate.
Contact Customer Service if dimensions are critical.
www.deccacontract.com

For complete list of finish options and codes, go to www.deccacontract.com

DESCRIPTION	MODEL	FABRIC GRADES	POWDER COATED	BRUSHED STAINLESS STEEL	POLISHED STAINLESS STEEL	YARDAGE	SQUARE FEET	DIMENSIONS	INCHES	CENTIMETERS
Arno Lounge Chair	JS LC315U	COM	3725	3911	4283	5	81	OW	34	86
Upholstered Back		COL	4097	4302	4712			OD	32	82
Metal Base		G1	4475	4661	5033			OH	29	74
		G2	4769	4956	5328			SH	17	43
		G3	5010	5197	5569			AH	20.5	52
		G4	5278	5465	5837			SD	20	51
		G5	5357	5544	5916			SW	26	67
		L1	8915	9120	9529					

Arno Sofa	JS LL410U	COM	5314	5580	6111	8	148	OW	68	173
Upholstered Back		COL	5846	6138	6722			OD	32	82
Metal Base		G1	6680	6946	7478			OH	29	74
		G2	7218	7483	8015			SH	17	43
		G3	7657	7923	8454			AH	20.5	52
		G4	8145	8411	8942			SD	20	51
		G5	8289	8555	9086			SW	60.5	154
		L1	14624	14917	15501					

Arno Sofa	JS LS510U	COM	5181	5440	5958	11	198	OW	96	244
Upholstered Back		COL	5699	5984	6554			OD	33	83
Metal Base		G1	7014	7273	7791			OH	29	74
		G2	7735	7994	8512			SH	17	43
		G3	8324	8583	9101			AH	20.5	52
		G4	8979	9238	9756			SD	20	51
		G5	9172	9431	9949			SW	88.5	225
		L1	17476	17761	18331					

NOTE

SPECIFY:

Metal Finish


Upholstery


Dimensions are in inches and are approximate.


Contact Customer Service if dimensions are critical.

www.deccacontract.com

For complete list of finish options and codes, go to www.deccacontract.com

DESCRIPTION	MODEL	FABRIC GRADES	POWDER COATED	BRUSHED STAINLESS STEEL	POLISHED STAINLESS STEEL	YARDAGE	SQUARE FEET	DIMENSIONS	INCHES	CENTIMETERS
Arno Lounge Chair	JS LC315V	COM	4095	4300	4710	3	59	OW	34	86
Wood Back		COL	4505	4730	5181			OD	33	83
Metal Base		G1	4645	4850	5259			OH	29	74
		G2	4861	5066	5476			SH	17	43
		G3	5038	5243	5653			AH	20.5	52
		G4	5235	5439	5849			SD	20	51
		G5	5293	5497	5907			SW	26	67
		L1	8038	8263	8714					

Arno Sofa	JS LL410V	COM	5846	6138	6723	7	117	OW	68	173
Wood Back		COL	6431	6752	7395			OD	33	83
Metal Base		G1	6929	7221	7806			OH	29	74
		G2	7355	7647	8232			SH	17	43
		G3	7703	7996	8580			AH	20.5	52
		G4	8090	8382	8967			SD	20	51
		G5	8204	8497	9081			SW	60.5	154
		L1	13389	13711	14354					

Arno Sofa	JS LS510V	COM	6460	6783	7429	9	167	OW	96	244
Wood Back		COL	7106	7461	8172			OD	33	83
Metal Base		G1	8010	8333	8979			OH	29	74
		G2	8619	8942	9588			SH	17	43
		G3	9117	9440	10086			AH	20.5	52
		G4	9671	9994	10640			SD	20	51
		G5	9834	10157	10803			SW	88.5	225
		L1	17062	17418	18128					

NOTE

SPECIFY:

Metal Finish

Upholstery


Wood / Lacquer Finish


Dimensions are in inches and are approximate.

Contact Customer Service if dimensions are critical.

www.deccacontract.com

For complete list of finish options and codes, go to www.deccacontract.com

DESCRIPTION	MODEL	FABRIC GRADES	LIST PRICE	PREMIUM WOOD	YARDAGE	SQUARE FEET	DIMENSIONS	INCHES	CENTIMETERS
Ashbury Side Chair	BK SC450UB	COM	2454	3190	3	45	OW	22.5	57
Upholstered Back		COL	2699	3509			OD	25.2	64
Wood Frame		G1	2870	3606			OH	32.2	82
		G2	3034	3770			SH	18.4	47
		G3	3168	3904			AH	25.4	65
		G4	3317	4053			SD	21	53
		G5	3361	4097			SW	20	51
		L1	5376	6185					

Ashbury Side Chair	BK SC400WB	COM	2481	3226	1	18	OW	22.5	57
Slat Back		COL	2730	3548			OD	25.2	64
Wood Frame		G1	2648	3392			OH	32.2	82
		G2	2714	3458			SH	18.4	47
		G3	2767	3512			AH	25.4	65
		G4	2827	3571			SD	21	53
		G5	2844	3589			SW	20	51
		L1	3800	4619					

NOTE

SPECIFY:

Upholstery



Wood / Lacquer Finish


Dimensions are in inches and are approximate.


Contact Customer Service if dimensions are critical.

www.deccacontract.com

For complete list of finish options and codes, go to www.deccacontract.com

DESCRIPTION	MODEL	FABRIC GRADES	POWDER COATED	BRUSHED STAINLESS STEEL	POLISHED STAINLESS STEEL	YARDAGE	SQUARE FEET	DIMENSIONS	INCHES	CENTIMETERS
Ava Lounge Chair	JS LC300U	COM	3956	4154	4549	5	90	OW	35	88
Upholstered Back		COL	4351	4569	5004			OD	30	76
Metal Base		G1	4789	4987	5382			OH	28	72
		G2	5117	5314	5710			SH	16.5	42
		G3	5384	5582	5978			AH	28	72
		G4	5682	5880	6275			SD	19	48
		G5	5770	5968	6363			SW	24	60
		L1	9704	9922	10357					

Ava Sofa	JS LL400U	COM	5644	5927	6491	10	180	OW	66	168
Upholstered Back		COL	6209	6519	7140			OD	30	76
Metal Base		G1	7311	7593	8157			OH	28	72
		G2	7966	8248	8813			SH	16.5	42
		G3	8502	8784	9348			AH	28	72
		G4	9097	9379	9944			SD	19	48
		G5	9273	9555	10119			SW	55	139
		L1	16915	17225	17846					

Ava Sofa	JS LS500U	COM	6240	6552	7176	14	252	OW	95	241
Upholstered Back		COL	6864	7207	7894			OD	30	76
Metal Base		G1	8573	8885	9509			OH	28	72
		G2	9490	9802	10426			SH	16.5	42
		G3	10240	10552	11176			AH	28	72
		G4	11073	11385	12009			SD	19	48
		G5	11319	11631	12255			SW	83	212
		L1	21852	22195	22882					

NOTE

SPECIFY:

Metal Finish



Upholstery


Dimensions are in inches and are approximate.


Contact Customer Service if dimensions are critical.

www.deccacontract.com

For complete list of finish options and codes, go to www.deccacontract.com

DESCRIPTION	MODEL	FABRIC GRADES	POWDER COATED	BRUSHED STAINLESS STEEL	POLISHED STAINLESS STEEL	YARDAGE	SQUARE FEET	DIMENSIONS	INCHES	CENTIMETERS
Ava Lounge Chair	JS LC300V	COM	4351	4569	5004	4	68	OW	35	88
Wood Back		COL	4786	5026	5504			OD	30	76
Metal Base		G1	4984	5202	5637			OH	28	72
		G2	5233	5451	5886			SH	16.5	42
		G3	5437	5654	6090			AH	28	72
		G4	5663	5881	6316			SD	19	48
		G5	5730	5947	6383			SW	26	65
		L1	8855	9094	9572					

Ava Sofa	JS LL400V	COM	6206	6516	7137	8	148	OW	66	168
Wood Back		COL	6826	7168	7850			OD	30	76
Metal Base		G1	7572	7882	8503			OH	28	72
		G2	8109	8420	9040			SH	16.5	42
		G3	8549	8859	9480			AH	28	72
		G4	9037	9347	9968			SD	19	48
		G5	9181	9491	10112			SW	55	139
		L1	15605	15946	16629					

Ava Sofa	JS LS500V	COM	6868	7211	7898	11	198	OW	95	241
Wood Back		COL	7555	7933	8688			OD	30	76
Metal Base		G1	8701	9044	9731			OH	28	72
		G2	9422	9765	10452			SH	16.5	42
		G3	10011	10354	11041			AH	28	72
		G4	10666	11009	11696			SD	19	48
		G5	10859	11202	11889			SW	83	212
		L1	19331	19709	20464					

NOTE

SPECIFY:

Metal Finish

Upholstery



Wood / Lacquer Finish


Dimensions are in inches and are approximate.


Contact Customer Service if dimensions are critical.

www.deccacontract.com

For complete list of finish options and codes, go to www.deccacontract.com

DESCRIPTION	MODEL	FABRIC GRADES	POWDER COATED	BRUSHED STAINLESS STEEL	POLISHED STAINLESS STEEL	YARDAGE	SQUARE FEET	DIMENSIONS	INCHES	CENTIMETERS
Ava High Back XL Lounge Chair	JS LC300HU	COM	4933	5179	5673	9	153	OW	43	109
Upholstered Back		COL	5426	5697	6240			OD	30	76
Metal Base		G1	6349	6596	7089			OH	43	110
		G2	6906	7153	7646			SH	16	42
		G3	7361	7608	8101			AH	43	110
		G4	7867	8114	8607			SD	19	48
		G5	8017	8263	8757			SW	32	80
		L1	14526	14797	15340					

Ava High Back Sofa	JS LL400HU	COM	6933	7280	7973	12	216	OW	65	164
Upholstered Back		COL	7626	8008	8770			OD	30	76
Metal Base		G1	8933	9279	9972			OH	43	110
		G2	9719	10065	10759			SH	16	42
		G3	10362	10708	11402			AH	43	110
		G4	11076	11423	12116			SD	19	48
		G5	11287	11633	12327			SW	53	136
		L1	20473	20855	21617					

Ava High Back Sofa	JS LS500HU	COM	8921	9367	10259	16	288	OW	95	241
Upholstered Back		COL	9813	10304	11285			OD	30	76
Metal Base		G1	11587	12033	12925			OH	43	110
		G2	12635	13081	13974			SH	16	42
		G3	13493	13939	14831			AH	43	110
		G4	14445	14891	15783			SD	19	48
		G5	14726	15172	16064			SW	84	212
		L1	26942	27433	28414					

NOTE

SPECIFY:

Metal Finish



Upholstery


Dimensions are in inches and are approximate.

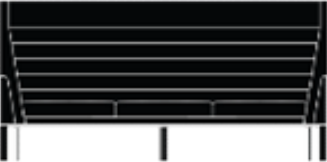
Contact Customer Service if dimensions are critical.

www.deccacontract.com

For complete list of finish options and codes, go to www.deccacontract.com

DESCRIPTION	MODEL	FABRIC GRADES	POWDER COATED	BRUSHED STAINLESS STEEL	POLISHED STAINLESS STEEL	YARDAGE	SQUARE FEET	DIMENSIONS	INCHES	CENTIMETERS
Ava High back XL Lounge Chair	JS LC300HV	COM	5430	5702	6245	7	126	OW	43	109
Wood Back		COL	5974	6272	6870			OD	30	76
Metal Base		G1	5764	6035	6578			OH	43	110
		G2	5895	6166	6709			SH	16	42
		G3	6002	6273	6816			AH	43	110
		G4	6121	6392	6936			SD	19	48
		G5	6156	6428	6971			SW	32	80
		L1	8115	8413	9011					

Ava High Back Sofa	JS LL400HV	COM	7625	8006	8768	8	135	OW	65	164
Wood Back		COL	8387	8807	9645			OD	30	76
Metal Base		G1	8874	9256	10018			OH	43	110
		G2	9366	9747	10509			SH	16	42
		G3	9768	10149	10911			AH	43	110
		G4	10214	10595	11358			SD	19	48
		G5	10346	10727	11489			SW	53	136
		L1	16416	16836	17675					

Ava High Back Sofa	JS LS500HV	COM	9810	10300	11281	13	225	OW	95	241
Wood Back		COL	10791	11330	12409			OD	30	76
Metal Base		G1	11892	12383	13364			OH	43	110
		G2	12711	13202	14183			SH	16	42
		G3	13381	13872	14852			AH	43	110
		G4	14125	14616	15597			SD	19	48
		G5	14345	14835	15816			SW	84	212
		L1	24173	24712	25791					

NOTE

SPECIFY:

Metal Finish

Upholstery


Wood / Lacquer Finish


Dimensions are in inches and are approximate.

Contact Customer Service if dimensions are critical.

www.deccacontract.com

For complete list of finish options and codes, go to www.deccacontract.com

DESCRIPTION	MODEL	FABRIC GRADES	LIST PRICE	YARDAGE	SQUARE FEET	DIMENSIONS	INCHES	CENTIMETERS
Avant Lounge Chair Upholstered Back 	VT TC300U	COM	3790	4	72	OW	33	84
		COL	4169			OD	31.5	80
		G1	4457			OH	31	80
		G2	4719			SH	16	40
		G3	4933			AH	17	44
		G4	5171			SD	20	50
		G5	5241			SW	21	54
		L1	8451					





Avant Love Seat Upholstered Back 	VT TL400U	COM	4935	6	108	OW	54.5	138
		COL	5429			OD	29	74
		G1	5935			OH	27	67
		G2	6328			SH	16	40
		G3	6650			AH	--	--
		G4	7007			SD	20	50
		G5	7112			SW	42	108
		L1	11852					

NOTE

SPECIFY:
Upholstery
Wood / Lacquer Finish

Dimensions are in inches and are approximate.
Contact Customer Service if dimensions are critical.
www.deccacontract.com

For complete list of finish options and codes, go to www.deccacontract.com

DESCRIPTION	MODEL	FABRIC GRADES	LIST PRICE	YARDAGE	SQUARE FEET	DIMENSIONS	INCHES	CENTIMETERS
Avant Angled Sofa, Left Upholstered Back 	VT TS520UL	COM	5982	9	153	OW	89	226
		COL	6580			OD	29	74
		G1	7398			OH	26.5	67
		G2	7955			SH	16	40
		G3	8411			AH	--	--
		G4	8917			SD	20	50
		G5	9066			SW	76	193
		L1	15680					
Avant Angled Sofa, Right Upholstered Back 	VT TS520UR	COM	5982	9	153	OW	89	226
		COL	6580			OD	29	74
		G1	7398			OH	26.5	67
		G2	7955			SH	15.8	40
		G3	8411			AH	--	--
		G4	8917			SD	20	50
		G5	9066			SW	76	193
		L1	15680					
Avant Angled Sofa, Left Upholstered Back 	VT TS510UL	COM	7673	10	180	OW	116	295
		COL	8440			OD	29	74
		G1	9339			OH	26.5	67
		G2	9994			SH	16	40
		G3	10530			AH	--	--
		G4	11125			SD	20	50
		G5	11301			SW	103	261
		L1	19146					
Avant Angled Sofa, Right Upholstered Back 	VT TS510UR	COM	7673	10	180	OW	116	295
		COL	8440			OD	29	74
		G1	9339			OH	26.5	67
		G2	9994			SH	15.8	40
		G3	10530			AH	--	--
		G4	11125			SD	20	50
		G5	11301			SW	103	261
		L1	19146					

NOTE

SPECIFY:
Upholstery
Wood / Lacquer Finish

Dimensions are in inches and are approximate.
Contact Customer Service if dimensions are critical.
www.deccacontract.com

For complete list of finish options and codes, go to www.deccacontract.com

DESCRIPTION	MODEL	FABRIC GRADES	LIST PRICE	YARDAGE	SQUARE FEET	DIMENSIONS	INCHES	CENTIMETERS
Avant Lounge Chair Wood Back	VT TC300V	COM	4730	3	45	OW	33	84
		COL	5202			OD	31.5	80
		G1	5146			OH	31	80
		G2	5310			SH	16	40
		G3	5444			AH	17	44
		G4	5593			SD	20	50
		G5	5637			SW	21	54
		L1	7879					



Avant Love Seat Wood Back	VT TL400V	COM	6159	4	72	OW	54.5	138
		COL	6775			OD	29	74
		G1	6826			OH	26.5	67
		G2	7088			SH	16	40
		G3	7302			AH	--	--
		G4	7540			SD	20	50
		G5	7610			SW	42.5	108
		L1	11057					







NOTE

SPECIFY:
Upholstery
Wood / Lacquer Finish

Dimensions are in inches and are approximate.
Contact Customer Service if dimensions are critical.
www.deccacontract.com

For complete list of finish options and codes, go to www.deccacontract.com



DESCRIPTION	MODEL	FABRIC GRADES	LIST PRICE	YARDAGE	SQUARE FEET	DIMENSIONS	INCHES	CENTIMETERS
Avant Angled Sofa, Left Wood Back 	VT TS520VL	COM	7476	5	90	OW	89	226
		COL	8224			OD	29	74
		G1	8309			OH	26.5	67
		G2	8637			SH	16	40
		G3	8905			AH	--	--
		G4	9203			SD	20	50
		G5	9290			SW	76	193
		L1	13577					
Avant Angled Sofa, Right Wood Back 	VT TS520VR	COM	7476	5	90	OW	89	226
		COL	8224			OD	29	74
		G1	8309			OH	26.5	67
		G2	8637			SH	16.0	41
		G3	8905			AH	--	--
		G4	9203			SD	20	50
		G5	9290			SW	76	193
		L1	13577					
Avant Angled Sofa, Left Wood Back 	VT TS510VL	COM	9578	6	108	OW	116	295
		COL	10536			OD	29	74
		G1	10577			OH	26.5	67
		G2	10971			SH	16	40
		G3	11292			AH	--	--
		G4	11649			SD	20	50
		G5	11755			SW	103	261
		L1	16959					
Avant Angled Sofa, Right Wood Back 	VT TS510VR	COM	9578	6	108	OW	116	295
		COL	10536			OD	29	74
		G1	10577			OH	26.5	67
		G2	10971			SH	16	41
		G3	11292			AH	--	--
		G4	11649			SD	20	50
		G5	11755			SW	103	261
		L1	16959					

NOTE

SPECIFY:
 Upholstery
 Wood / Lacquer Finish

Dimensions are in inches and are approximate.
 Contact Customer Service if dimensions are critical.
www.deccacontract.com

For complete list of finish options and codes, go to www.deccacontract.com

DESCRIPTION	MODEL	LIST PRICE		DIMENSIONS	INCHES	CENTIMETERS
Avant Coffee Table 	VT CT120	6361	Wood Exterior	OW	36	91
				OD	30	76
	VT CT120P	5903	Lacquer Exterior	OH	12	30
	VT CT120SSF	19546	Solid Surface Exterior			
Avant Coffee Table 	VT CT110	7158	Wood Exterior	OW	58	147
				OD	30	76
	VT CT110P	6660	Lacquer Exterior	OH	12	30
	VT CT110SSF	21976	Solid Surface Exterior			

NOTE

SPECIFY:





- Wood / Lacquer Finish
- Solid Surface Finish

Dimensions are in inches and are approximate.

Contact Customer Service if dimensions are critical.

www.deccacontract.com

For complete list of finish options and codes, go to www.deccacontract.com

DESCRIPTION	MODEL	LIST PRICE		DIMENSIONS	INCHES	CENTIMETERS
Avant Side Table  	VT ST110	4166	Wood Exterior	OW	18	46
	VT ST110P	3857	Lacquer Exterior	OD	16	41
	VT ST110SSF	7618	Solid Surface Exterior	OH	16	41
Avant Side Table  	VT ST115	4166	Wood Exterior	OW	18	46
	VT ST115P	3857	Lacquer Exterior	OD	16	41
	VT ST115SSF	7618	Solid Surface Exterior	OH	16	41




NOTE

SPECIFY:

- Wood / Lacquer Finish
- Solid Surface Finish

Dimensions are in inches and are approximate.
 Contact Customer Service if dimensions are critical.
www.deccacontract.com

For complete list of finish options and codes, go to www.deccacontract.com



DESCRIPTION	MODEL	LIST PRICE		DIMENSIONS	INCHES	CENTIMETERS
	VT ST120	3127	Wood Exterior	OW	18	46
	VT ST120P	2911	Lacquer Exterior	OD	12	30
				OH	24	61
Avant Cantilever Work Table	VT ST125	5994	Solid Surface Exterior	OW	18	46
				OD	12	30
				OH	24	61
Avant Cantilever Work Table	VT ST130	6173	Powder Coated Exterior	OW	18	46
				OD	12	30
		6481	Brushed Stainless Steel Exterior	OH	24	61
		7098	Polished Stainless Steel Exterior			



NOTE



SPECIFY:
 Wood / Lacquer Finish
 Solid Surface Finish
 Metal Finish

Dimensions are in inches and are approximate.
 Contact Customer Service if dimensions are critical.
www.deccacontract.com

For complete list of finish options and codes, go to www.deccacontract.com

DESCRIPTION	MODEL	FABRIC GRADES	POWDER COATED	BRUSHED STAINLESS STEEL	POLISHED STAINLESS STEEL	YARDAGE	SQUARE FEET	DIMENSIONS	INCHES	CENTIMETERS
Bing Mid Back	FT- TC325	COM	4037	4239	4642	5	90	OW	37	93
Luxe Lounge		COL	4441	4663	5107			OD	32	82
4-Star Base		G1	4870	5072	5475			OH	33	84
Auto Return		G2	5198	5399	5803			SH	16	41
		G3	5465	5667	6071			AH	20	52
		G4	5763	5965	6369			SD	20	50
		G5	5851	6053	6456			SW	22.5	57
		L1	9793	10015	10459					

Bing High Back	FT- TC320	COM	4273	4487	4914	6	99	OW	37	93
Luxe Lounge		COL	4701	4936	5406			OD	33	83
4-Star Base		G1	5190	5404	5831			OH	41.5	105
Auto Return		G2	5550	5764	6191			SH	16	41
		G3	5845	6059	6486			AH	20	52
		G4	6172	6386	6813			SD	20	50
		G5	6269	6483	6910			SW	22.5	57
		L1	10589	10824	11294					


Bing Wing Back	FT- TC330	COM	5055	5307	5813	6	108	OW	37	93
Luxe Lounge		COL	5560	5838	6394			OD	32	82
4-Star Base		G1	6054	6307	6812			OH	41.5	105
Auto Return		G2	6447	6700	7206			SH	16	41
		G3	6769	7022	7527			AH	20	52
		G4	7126	7379	7884			SD	20	50
		G5	7231	7484	7990			SW	22.5	57
		L1	11983	12261	12817					


NOTE


SPECIFY: Metal Finish Upholstery

Dimensions are in inches and are approximate.
 Contact Customer Service if dimensions are critical.
www.deccacontract.com

For complete list of finish options and codes, go to www.deccacontract.com

DESCRIPTION	MODEL	FABRIC GRADES	POWDER COATED	BRUSHED STAINLESS STEEL	POLISHED STAINLESS STEEL	YARDAGE	SQUARE FEET	DIMENSIONS	INCHES	CENTIMETERS
Bing Mid Back	FT- TC335	COM	4464	4687	5134	5	81	OW	37	93
Luxe Lounge		COL	4910	5156	5647			OD	32	82
Tubular Base		G1	5214	5437	5883			OH	33	84
		G2	5509	5732	6178			SH	16	41
		G3	5750	5973	6419			AH	22	55
		G4	6018	6241	6687			SD	20	50
		G5	6097	6320	6766			SW	22.5	57
		L1	9728	9974	10465					

Bing High Back	FT- TC340	COM	4701	4936	5406	6	99	OW	37	93
Luxe Lounge		COL	5171	5429	5946			OD	32	82
Tubular Base		G1	5617	5852	6322			OH	42	106
		G2	5977	6212	6682			SH	16	41
		G3	6272	6507	6977			AH	22	55
		G4	6599	6834	7304			SD	20	50
		G5	6696	6931	7401			SW	22.5	57
		L1	11059	11317	11834					



Bing Wing Back	FT- TC345	COM	5289	5554	6083	6	108	OW	37	93
Luxe Lounge		COL	5818	6109	6691			OD	32	82
Tubular Base		G1	6289	6554	7083			OH	42	106
		G2	6682	6947	7476			SH	16	41
		G3	7004	7268	7797			AH	20	52
		G4	7361	7625	8154			SD	20	50
		G5	7466	7731	8260			SW	22.5	57
		L1	12242	12533	13115					

NOTE

SPECIFY: Metal Finish Upholstery

Dimensions are in inches and are approximate.
Contact Customer Service if dimensions are critical.
www.deccacontract.com

For complete list of finish options and codes, go to www.deccacontract.com



DESCRIPTION	MODEL	FABRIC GRADES	POWDER COATED	BRUSHED STAINLESS STEEL	POLISHED STAINLESS STEEL	YARDAGE	SQUARE FEET	DIMENSIONS	INCHES	CENTIMETERS
Bing Ottoman 4-Star Base 	FT- OT100	COM	2296	2411	2640	1	18	OW	24	61
		COL	2525	2652	2904			OD	24	61
		G1	2462	2577	2807			OH	14	36
		G2	2528	2643	2872					
		G3	2582	2696	2926					
		G4	2641	2756	2985					
		G5	2659	2773	3003					
		L1	3596	3722	3975					
Bing Ottoman Tubular Base 	FT- OT105	COM	2723	2859	3131	1	18	OW	24	61
		COL	2995	3145	3445			OD	24	61
		G1	2890	3026	3298			OH	14	36
		G2	2955	3091	3364					
		G3	3009	3145	3417					
		G4	3068	3204	3477					
		G5	3086	3222	3494					
		L1	4066	4216	4515					



NOTE

SPECIFY: Metal Finish Upholstery

Dimensions are in inches and are approximate.
Contact Customer Service if dimensions are critical.
www.deccacontract.com

For complete list of finish options and codes, go to www.deccacontract.com

DESCRIPTION	MODEL	FABRIC GRADES	POWDER COATED	BRUSHED STAINLESS STEEL	POLISHED STAINLESS STEEL	YARDAGE	SQUARE FEET	DIMENSIONS	INCHES	CENTIMETERS
Bing Mid Back	FT- TC350	COM	3819	4010	4392	4	63	OW	27	68
Work Lounge		COL	4201	4411	4831			OD	28	72
4-Star Base		G1	4402	4593	4975			OH	33	85
Auto Return		G2	4632	4822	5204			SH	16	41
		G3	4819	5010	5392			AH	--	--
		G4	5027	5218	5600			SD	18	46
		G5	5089	5280	5662			SW	20	51
		L1	7948	8158	8578					


Bing High Back	FT- TC355	COM	4403	4623	5063	5	90	OW	27	68
Work Lounge		COL	4843	5085	5570			OD	28	72
4-Star Base		G1	5236	5456	5896			OH	41	105
Auto Return		G2	5563	5784	6224			SH	16	41
		G3	5831	6051	6492			AH	--	--
		G4	6129	6349	6789			SD	18	46
		G5	6217	6437	6877			SW	20	51
		L1	10196	10438	10922					


NOTE

SPECIFY: Metal Finish Upholstery

Dimensions are in inches and are approximate.
 Contact Customer Service if dimensions are critical.
www.deccacontract.com

For complete list of finish options and codes, go to www.deccacontract.com

DESCRIPTION	MODEL	FABRIC GRADES	POWDER COATED	BRUSHED STAINLESS STEEL	POLISHED STAINLESS STEEL	YARDAGE	SQUARE FEET	DIMENSIONS	INCHES	CENTIMETERS
Bing Mid Back	FT- TC360	COM	4253	4466	4891	4	63	OW	27	68
Work Lounge		COL	4678	4912	5380			OD	28	72
Tubular Base		G1	4836	5049	5474			OH	33	85
		G2	5066	5278	5703			SH	16	41
		G3	5253	5466	5891			AH	--	--
		G4	5461	5674	6099			SD	18	46
		G5	5523	5735	6161			SW	20	51
		L1	8425	8659	9127					



Bing High Back	FT- TC365	COM	4823	5064	5547	5	90	OW	27	68
Work Lounge		COL	5305	5571	6101			OD	28	72
Tubular Base		G1	5656	5897	6380			OH	41	105
		G2	5984	6225	6707			SH	16	41
		G3	6252	6493	6975			AH	--	--
		G4	6549	6790	7273			SD	18	46
		G5	6637	6878	7361			SW	20	51
		L1	10658	10924	11454					

NOTE

SPECIFY: Metal Finish Upholstery

Dimensions are in inches and are approximate.
 Contact Customer Service if dimensions are critical.
www.deccacontract.com

For complete list of finish options and codes, go to www.deccacontract.com


DESCRIPTION	MODEL	FABRIC GRADES	MATTE BLACK POWDER COATED	POLISHED ALUMINUM	YARDAGE	SQUARE FEET	DIMENSIONS	INCHES	CENTIMETERS
Bing Mid Back Work Lounge 5-star Caster Base	FT- TC370	COM	2968	3116	4	63	OW	27	68
		COL	3265	3428			OD	28	72
		G1	3551	3700			OH	33.5	85
		G2	3781	3929			SH	16	41
		G3	3968	4116			AH	--	--
		G4	4176	4325			SD	18	46
		G5	4238	4386			SW	20	51
		L1	7012	7175					
Bing High Back Work Lounge 5-star Caster Base	FT- TC375	COM	3552	3729	5	90	OW	27	68
		COL	3907	4102			OD	28	72
		G1	4385	4563			OH	41	105
		G2	4713	4890			SH	16	41
		G3	4980	5158			AH	--	--
		G4	5278	5456			SD	18	46
		G5	5366	5543			SW	20	51
		L1	9260	9455					


NOTE

SPECIFY: Upholstery Matte Black / Polished Aluminum Base Finish

Dimensions are in inches and are approximate.
Contact Customer Service if dimensions are critical.
www.deccacontract.com

For complete list of finish options and codes, go to www.deccacontract.com

DESCRIPTION	MODEL	FABRIC GRADES	POWDER COATED	BRUSHED STAINLESS STEEL	POLISHED STAINLESS STEEL	YARDAGE	SQUARE FEET	DIMENSIONS	INCHES	CENTIMETERS
Bing Mid Back	FT- TT110L	COM	4551	4778	5233	4	63	OW	29	73
Work Lounge		COL	5006	5256	5757			OD	28	72
Left Veneer Tablet Arm,		G1	5134	5362	5817			OH	33	85
4-Star Base		G2	5363	5591	6046			SH	16	41
Auto Return		G3	5551	5778	6233			AH	--	--
		G4	5759	5987	6442			SD	18	46
		G5	5821	6048	6503			SW	20	51
		L1	8753	9003	9504					

Bing Mid Back	FT- TT110R	COM	4551	4778	5233	4	63	OW	29	73
Work Lounge		COL	5006	5256	5757			OD	28	72
Right Veneer Tablet Arm,		G1	5134	5362	5817			OH	33	85
4-Star Base		G2	5363	5591	6046			SH	16	41
Auto Return		G3	5551	5778	6233			AH	--	--
		G4	5759	5987	6442			SD	18	46
		G5	5821	6048	6503			SW	20	51
		L1	8753	9003	9504					

NOTE

SPECIFY:

Metal Finish

Upholstery


Wood / Lacquer


Dimensions are in inches and are approximate.

Contact Customer Service if dimensions are critical.

www.deccacontract.com

For complete list of finish options and codes, see page 5 & 6 of price list or go to www.deccacontract.com

DESCRIPTION	MODEL	FABRIC GRADES	POWDER COATED	BRUSHED STAINLESS STEEL	POLISHED STAINLESS STEEL	YARDAGE	SQUARE FEET	DIMENSIONS	INCHES	CENTIMETERS
Bing High Back	FT- TT115L	COM	5135	5391	5905	5	90	OW	29	73
Work Lounge		COL	5648	5930	6495			OD	28	72
Left Veneer Tablet Arm,		G1	5968	6224	6738			OH	41	105
4-Star Base		G2	6295	6552	7065			SH	16	41
Auto Return		G3	6563	6820	7333			AH	--	--
		G4	6861	7117	7631			SD	18	46
		G5	6949	7205	7719			SW	20	51
		L1	11001	11283	11848					


Bing High Back	FT- TT115R	COM	5135	5391	5905	5	90	OW	29	73
Work Lounge		COL	5648	5930	6495			OD	28	72
Right Veneer Tablet Arm,		G1	5968	6224	6738			OH	41	105
4-Star Base		G2	6295	6552	7065			SH	16	41
Auto Return		G3	6563	6820	7333			AH	--	--
		G4	6861	7117	7631			SD	18	46
		G5	6949	7205	7719			SW	20	51
		L1	11001	11283	11848					


NOTE

SPECIFY:
 Metal Finish
 Upholstery
 Wood / Lacquer / Solid Surface Finish

Dimensions are in inches and are approximate.
 Contact Customer Service if dimensions are critical.
www.deccacontract.com

For complete list of finish options and codes, go to www.deccacontract.com

DESCRIPTION	MODEL	FABRIC GRADES	POWDER COATED	BRUSHED STAINLESS STEEL	POLISHED STAINLESS STEEL	YARDAGE	SQUARE FEET	DIMENSIONS	INCHES	CENTIMETERS
Bing Mid Back	FT- TT120L	COM	5065	5318	5825	4	63	OW	29	73
Work Lounge		COL	5571	5850	6407			OD	28	72
Left Veneer Tablet Arm,		G1	5648	5901	6408			OH	33	85
Tubular Base		G2	5877	6131	6637			SH	16	41
		G3	6065	6318	6825			AH	--	--
		G4	6273	6526	7033			SD	18	46
		G5	6335	6588	7094			SW	20	51
		L1	9318	9597	10154					

Bing Mid Back	FT- TT120R	COM	5065	5318	5825	4	63	OW	29	73
Work Lounge		COL	5571	5850	6407			OD	28	72
Right Veneer Tablet Arm,		G1	5648	5901	6408			OH	33	85
Tubular Base		G2	5877	6131	6637			SH	16	41
		G3	6065	6318	6825			AH	--	--
		G4	6273	6526	7033			SD	18	46
		G5	6335	6588	7094			SW	20	51
		L1	9318	9597	10154					

NOTE

SPECIFY:

Metal Finish

Upholstery


Wood / Lacquer / Solid Surface Finish


Dimensions are in inches and are approximate.

Contact Customer Service if dimensions are critical.

www.deccacontract.com

For complete list of finish options and codes, go to www.deccacontract.com

DESCRIPTION	MODEL	FABRIC GRADES	POWDER COATED	BRUSHED STAINLESS STEEL	POLISHED STAINLESS STEEL	YARDAGE	SQUARE FEET	DIMENSIONS	INCHES	CENTIMETERS
Bing High Back	FT- TT125L	COM	5649	5931	6496	5	90	OW	29	73
Work Lounge		COL	6213	6524	7145			OD	28	72
Left Veneer Tablet Arm,		G1	6482	6764	7329			OH	41	105
Tubular Base		G2	6809	7092	7657			SH	16	41
		G3	7077	7360	7924			AH	--	--
		G4	7375	7657	8222			SD	18	46
		G5	7463	7745	8310			SW	20	51
		L1	11566	11877	12498					

Bing High Back	FT- TT125R	COM	5649	5931	6496	5	90	OW	29	73
Work Lounge		COL	6213	6524	7145			OD	28	72
Right Veneer Tablet Arm,		G1	6482	6764	7329			OH	41	105
Tubular Base		G2	6809	7092	7657			SH	16	41
		G3	7077	7360	7924			AH	--	--
		G4	7375	7657	8222			SD	18	46
		G5	7463	7745	8310			SW	20	51
		L1	11566	11877	12498					

NOTE

SPECIFY:

Metal Finish

Upholstery


Wood / Lacquer / Solid Surface Finish


Dimensions are in inches and are approximate.

Contact Customer Service if dimensions are critical.

www.deccacontract.com

For complete list of finish options and codes, go to www.deccacontract.com

DESCRIPTION	MODEL	FABRIC GRADES	MATTE BLACK POWDER COATED	POLISHED ALUMINUM	YARDAGE	SQUARE FEET	DIMENSIONS	INCHES	CENTIMETERS
Bing Mid Back Work Lounge	FT- TT130L	COM	3700	3885	4	63	OW	29	73
Left Veneer Tablet Arm, 5-star Caster Base		COL	4070	4273			OD	28	72
		G1	4283	4468			OH	33.5	85
		G2	4512	4697			SH	16	41
		G3	4700	4885			AH	--	--
		G4	4908	5093			SD	18	46
		G5	4970	5155			SW	20	51
		L1	7817	8020					

Bing Mid Back Work Lounge	FT- TT130R	COM	3700	3885	4	63	OW	29	73
Right Veneer Tablet Arm, 5-star Caster Base		COL	4070	4273			OD	28	72
		G1	4283	4468			OH	33.5	85
		G2	4512	4697			SH	16	41
		G3	4700	4885			AH	--	--
		G4	4908	5093			SD	18	46
		G5	4970	5155			SW	20	51
		L1	7817	8020					

NOTE

SPECIFY:

Upholstery

Wood / Lacquer / Solid Surface Finish


Matte Black / Polished Aluminum Base Finish


Dimensions are in inches and are approximate.

Contact Customer Service if dimensions are critical.

www.deccacontract.com

For complete list of finish options and codes, go to www.deccacontract.com

DESCRIPTION	MODEL	FABRIC GRADES	MATTE BLACK POWDER COATED	POLISHED ALUMINUM	YARDAGE	SQUARE FEET	DIMENSIONS	INCHES	CENTIMETERS
Bing High Back Work Lounge	FT- TT135L	COM	4284	4498	5	90	OW	29	73
Left Veneer Tablet Arm,		COL	4712	4948			OD	28	72
5-star Caster Base		G1	5117	5331			OH	41	105
		G2	5444	5659			SH	16	41
		G3	5712	5926			AH	--	--
		G4	6010	6224			SD	18	46
		G5	6098	6312			SW	20	51
		L1	10065	10300					

Bing High Back Work Lounge	FT- TT135R	COM	4284	4498	5	90	OW	29	73
Right Veneer Tablet Arm,		COL	4712	4948			OD	28	72
5-star Caster Base		G1	5117	5331			OH	41	105
		G2	5444	5659			SH	16	41
		G3	5712	5926			AH	--	--
		G4	6010	6224			SD	18	46
		G5	6098	6312			SW	20	51
		L1	10065	10300					

NOTE

SPECIFY:

Upholstery

Wood / Lacquer / Solid Surface Finish



Matte Black / Polished Aluminum Base Finish



Dimensions are in inches and are approximate.

Contact Customer Service if dimensions are critical.

www.deccacontract.com

For complete list of finish options and codes, go to www.deccacontract.com

DESCRIPTION	MODEL	FABRIC GRADES	POWDER COATED	BRUSHED STAINLESS STEEL	POLISHED STAINLESS STEEL	YARDAGE	SQUARE FEET	DIMENSIONS	INCHES	CENTIMETERS
Bing Guest Chair 4-Star base	FT- SC110	COM	3222	3383	3706	4	63	OW	25	64
		COL	3544	3722	4076			OD	24.5	62
		G1	3805	3967	4289			OH	33.5	85
		G2	4035	4196	4518			SH	18	46
		G3	4222	4383	4706			AH	22.5	57
		G4	4431	4592	4914			SD	18.5	47
		G5	4492	4653	4975			SW	19.5	50
		L1	7291	7469	7823					



Bing Guest Chair Tubular Base	FT- SC115	COM	3704	3889	4259	4	63	OW	25	64
		COL	4074	4278	4685			OD	24.5	62
		G1	4287	4472	4842			OH	33.5	85
		G2	4516	4701	5072			SH	18	46
		G3	4704	4889	5259			AH	22.5	57
		G4	4912	5097	5467			SD	18.5	47
		G5	4973	5159	5529			SW	19.5	50
		L1	7821	8025	8432					

NOTE

SPECIFY: Metal Finish Upholstery

Dimensions are in inches and are approximate.
Contact Customer Service if dimensions are critical.
www.deccacontract.com

For complete list of finish options and codes, go to www.deccacontract.com

DESCRIPTION	MODEL	FABRIC GRADES	MATTE BLACK POWDER COATED	POLISHED ALUMINUM	YARDAGE	SQUARE FEET	DIMENSIONS	INCHES	CENTIMETERS
Bing Guest Chair	FT- SC120	COM	2524	2650	4	63	OW	25	64
5-Star Caster Base		COL	2776	2915			OD	24.5	62
		G1	3107	3233			OH	33.5	85
		G2	3336	3463			SH	18	46
		G3	3524	3650			AH	22.5	57
		G4	3732	3858			SD	18.5	47
		G5	3794	3920			SW	19.5	50
		L1	6523	6662					

NOTE

SPECIFY:

Upholstery



Matte Black / Polished Aluminum Base Finish

Dimensions are in inches and are approximate.

Contact Customer Service if dimensions are critical.

www.deccacontract.com

For complete list of finish options and codes, go to www.deccacontract.com



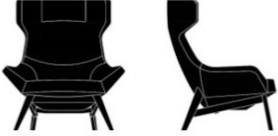

DESCRIPTION	MODEL	FABRIC GRADES	LIST PRICE	PREMIUM WOOD	YARDAGE	SQUARE FEET	DIMENSIONS	INCHES	CENTIMETERS
Bing Guest Chair	FT SC125	COM	3024	3932	4	63	OW	25	64
Wood Legs		COL	3327	4325			OD	24.5	62
		G1	3608	4515			OH	33.5	85
		G2	3837	4744			SH	18	46
		G3	4024	4932			AH	22.5	57
		G4	4233	5140			SD	18.5	47
		G5	4294	5202			SW	19.5	50
		L1	7074	8072					

NOTE

SPECIFY: Upholstery Wood / Lacquer Finish

Dimensions are in inches and are approximate.
 Contact Customer Service if dimensions are critical.
www.deccacontract.com



For complete list of finish options and codes, go to www.deccacontract.com

DESCRIPTION	MODEL	FABRIC GRADES	LIST PRICE	PREMIUM WOOD	YARDAGE	SQUARE FEET	DIMENSIONS	INCHES	CENTIMETERS
Bing Mid Back Luxe Lounge Wood Base 	FT TC400	COM	3885	4079	5	90	OW	36.5	93
		COL	4274	4487			OD	32.25	82
		G1	4718	4912			OH	33	84
		G2	5046	5240			SH	16	41
		G3	5314	5508			AH	20.5	52
		G4	5611	5806			SD	19.6	50
		G5	5699	5893			SW	22.25	57
		L1	9626	9840					
Bing High Back Luxe Lounge Wood Base 	FT TC405	COM	4060	5278	6	99	OW	37	93
		COL	4466	5806			OD	32.5	83
		G1	4977	6195			OH	41.7	106
		G2	5337	6555			SH	16	41
		G3	5632	6850			AH	20.5	52
		G4	5959	7177			SD	19.6	50
		G5	6056	7274			SW	22.25	57
		L1	10354	11694					
Bing Wing Back Luxe Lounge Wood Base 	FT TC410	COM	4831	6281	7	117	OW	37	93
		COL	5314	6909			OD	32.5	83
		G1	5914	7364			OH	41.7	106
		G2	6340	7790			SH	16	41
		G3	6688	8138			AH	20.5	52
		G4	7075	8525			SD	19.6	50
		G5	7190	8639			SW	22.44	57
		L1	12273	13867					
Bing Ottoman Wood Base 	FT- OT110	COM	2035	2646	1	18	OW	24	61
		COL	2239	2911			OD	24	61
		G1	2202	2813			OH	14	36
		G2	2268	2878					
		G3	2321	2932					
		G4	2381	2991					
		G5	2398	3009					
L1	3310	3981							

SPECIFY:
Upholstery
Wood / Lacquer Finish

Dimensions are in inches and are approximate.
Contact Customer Service if dimensions are critical.
www.deccacontract.com

For complete list of finish options and codes, go to www.deccacontract.com







DESCRIPTION	MODEL	FABRIC GRADES	LIST PRICE	PREMIUM WOOD	YARDAGE	SQUARE FEET	DIMENSIONS	INCHES	CENTIMETERS
Bing Mid Back Work Lounge Wood Base 	FT- TC420	COM	3176	4128	4	63	OW	27	68
		COL	3493	4541			OD	28	72
		G1	3759	4712			OH	33	85
		G2	3988	4941			SH	16	41
		G3	4176	5128			AH	--	--
		G4	4384	5337			SD	18	46
		G5	4446	5398			SW	20	51
		L1	7240	8288					
Bing High Back Work Lounge Wood Base 	FT- TC425	COM	3371	4383	5	90	OW	27	68
		COL	3709	4821			OD	28	72
		G1	4205	5216			OH	41	105
		G2	4532	5544			SH	16	41
		G3	4800	5811			AH	--	--
		G4	5098	6109			SD	18	46
		G5	5185	6197			SW	20	51
		L1	9061	10174					

SPECIFY:

Upholstery
 Wood / Lacquer Finish

Dimensions are in inches and are approximate.
 Contact Customer Service if dimensions are critical.
www.deccacontract.com

For complete list of finish options and codes, go to www.deccacontract.com




DESCRIPTION	MODEL	POWDER COATED	BRUSHED STAINLESS STEEL	POLISHED STAINLESS STEEL		DIMENSIONS	INCHES	CENTIMETERS
Bing Coffee Table Tubular Base   Bing Layup Pattern 	FT CT135	2787	2926	3205	Wood Top	OW	30	76
	FT CT135B	2844	2986	3271	Bing Layup Pattern	OD	30	76
	FT CT135P	2702	2837	3108	Lacquer Top	OH	15	38
	FT CT135SSF	3001	3151	3451	Solid Surface Top			
	FT CT135CAS	3153	3310	3626	Carerra Stone Top			
	FT CT135EMS	3291	3455	3784	Emperador Stone Top			
	FT CT135NMS	3139	3296	3610	Nero Marquina Stone Top			
Bing Coffee Table Tubular Base   Bing Layup Pattern 	FT CT115	3073	3227	3534	Wood Top	OW	36	91
	FT CT115B	3131	3288	3601	Bing Layup Pattern	OD	36	91
	FT CT115P	2981	3130	3428	Lacquer Top	OH	15	38
	FT CT115SSF	3275	3439	3766	Solid Surface Top			
	FT CT115CAS	3440	3612	3957	Carerra Stone Top			
	FT CT115EMS	3592	3772	4131	Emperador Stone Top			
	FT CT115NMS	3427	3598	3941	Nero Marquina Stone Top			

NOTE

SPECIFY:
 Metal Finish
 Wood / Lacquer / Stone / Solid Surface Finish

Dimensions are in inches and are approximate.
 Contact Customer Service if dimensions are critical.
www.deccacontract.com

For complete list of finish options and codes, go to www.deccacontract.com

DESCRIPTION	MODEL	POWDER COATED	BRUSHED STAINLESS STEEL	POLISHED STAINLESS STEEL		DIMENSIONS		
						INCHES	CENTIMETERS	
Bing Coffee Table	FT CT120	3368	3536	3873	Wood Top	OW	42	107
Tubular Base						OD	42	107
	FT CT120B	3424	3595	3938	Bing Layup Pattern	OH	15	38
	FT CT120P	3269	3432	3759	Lacquer Top			
	FT CT120SSF	3590	3770	4129	Solid Surface Top			
	FT CT120CAS	3776	3965	4343	Carerra Stone Top			
Bing Layup Pattern	FT CT120EMS	3942	4139	4533	Emperador Stone Top			
	FT CT120NMS	3763	3951	4327	Nero Marquina Stone Top			

NOTE

SPECIFY:

Metal Finish







Wood / Lacquer / Stone / Solid Surface Finish

Dimensions are in inches and are approximate.

Contact Customer Service if dimensions are critical.

www.deccacontract.com

For complete list of finish options and codes, go to www.deccacontract.com





DESCRIPTION	MODEL	POWDER COATED	BRUSHED STAINLESS STEEL	POLISHED STAINLESS STEEL		DIMENSIONS		
						INCHES	CENTIMETERS	
Bing Coffee Table Tubular Base   Bing Layup Pattern 	FT CT125	2748	2885	3160	Wood Top	OW	30	76
	FT CT125B	2806	2946	3226	Bing Layup Pattern	OD	30	76
	FT CT125P	2665	2799	3065	Lacquer Top	OH	15	38
	FT CT125SSF	2929	3075	3368	Solid SurfaceTop			
	FT CT125CAS	3080	3234	3542	Carerra Stone Top			
	FT CT125EMS	3218	3379	3701	Emperador Stone Top			
	FT CT125NMS	3067	3220	3527	Nero Marquina Stone Top			
Bing Coffee Table Tubular Base   Bing Layup Pattern 	FT CT130	3010	3160	3461	Wood Top	OW	36	91
	FT CT130B	3066	3219	3525	Bing Layup Pattern	OD	36	91
	FT CT130P	2918	3064	3355	Lacquer Top	OH	15	38
	FT CT130SSF	3211	3372	3693	Solid SurfaceTop			
	FT CT130CAS	3384	3553	3891	Carerra Stone Top			
	FT CT130EMS	3535	3712	4065	Emperador Stone Top			
	FT CT130NMS	3363	3531	3867	Nero Marquina Stone Top			

NOTE

SPECIFY:
 Metal Finish
 Wood / Lacquer / Stone / Solid Surface Finish

Dimensions are in inches and are approximate.
 Contact Customer Service if dimensions are critical.
www.deccacontract.com

For complete list of finish options and codes, go to www.deccacontract.com



DESCRIPTION	MODEL	POWDER COATED	BRUSHED STAINLESS STEEL	POLISHED STAINLESS STEEL		DIMENSIONS			
						OW	INCHES	CENTIMETERS	
Bing Side Table	FT ST115	2274	2388	2615	Wood Top	OW	20	51	
Tubular Base						OD	20	51	
	FT ST115B	2332	2448	2681	Bing Layup Pattern	OH	20	51	
	FT ST115P	2197	2307	2526	Lacquer Top				
	FT ST115SSF	2324	2440	2673	Solid SurfaceTop				
	FT ST115CAS	2407	2527	2768	Carerra Stone Top				
Bing Layup Pattern									
	FT ST115EMS	2482	2607	2855	Emperador Stone Top				
	FT ST115NMS	2414	2534	2776	Nero Marquina Stone Top				
<hr/>									
Bing Side Table	FT ST125	2012	2113	2314	Wood Top	OW	18	46	
Tubular Base						OD	18	46	
	FT ST125B	2070	2173	2380	Bing Layup Pattern	OH	20	51	
	FT ST125P	1936	2032	2226	Lacquer Top				
	FT ST125SSF	2041	2143	2348	Solid SurfaceTop				
	FT ST125CAS	2097	2201	2411	Carerra Stone Top				
Bing Layup Pattern									
	FT ST125EMS	2138	2245	2459	Emperador Stone Top				
	FT ST125NMS	2110	2216	2427	Nero Marquina Stone Top				

NOTE

SPECIFY: Metal Finish Wood / Lacquer / Stone / Solid Surface Finish

Dimensions are in inches and are approximate.
Contact Customer Service if dimensions are critical.
www.deccacontract.com

For complete list of finish options and codes, go to www.deccacontract.com

DESCRIPTION	MODEL	FABRIC GRADES	STANDARD FINISH	PREMIUM WOOD	YARDAGE	SQUARE FEET	DIMENSIONS	INCHES	CENTIMETERS
Brannan Armless Side Chair Cane Back & Upholstered Seat Wood Frame 	DG SC135	COM	2215	2880	1	18	OW	20.5	52
		COL	2437	3168			OD	23	58
		G1	2382	3046			OH	31	79
		G2	2447	3112			SH	17.5	44
		G3	2501	3166			AH	--	--
		G4	2560	3225			SD	19	48
		G5	2578	3243			SW	20.5	52
		L1	3507	4238					
Brannan Side Chair Open Arm Cane Back & Upholstered Seat Wood Frame 	DG SC145	COM	2679	3483	1	18	OW	22	55
		COL	2947	3831			OD	24	61
		G1	2846	3649			OH	31	79
		G2	2911	3715			SH	17.5	44
		G3	2965	3768			AH	25	64
		G4	3024	3828			SD	19	48
		G5	3042	3845			SW	19	48
		L1	4017	4902					

NOTE

SPECIFY:

Standard Finish



Premium Wood: Maple, Oak & Walnut

Wood / Lacquer Finish

Upholstery

Dimensions are in inches and are approximate.
 Contact Customer Service if dimensions are critical.
www.deccacontract.com

For complete list of finish options and codes, go to www.deccacontract.com

DESCRIPTION	MODEL	FABRIC GRADES	STANDARD FINISH	PREMIUM WOOD	YARDAGE	SQUARE FEET	DIMENSIONS	INCHES	CENTIMETERS
Brannan Armless Side Chair Upholstered Back & Seat Wood Frame 	DG SC130	COM	2150	2795	2	27	OW	20.5	52
		COL	2365	3075			OD	24	60
		G1	2400	3045			OH	31	79
		G2	2498	3144			SH	17.5	44
		G3	2579	3224			AH	--	--
		G4	2668	3313			SD	19	48
		G5	2694	3340			SW	20.5	52
		L1	3971	4681					
Brannan Side Chair Open Arm Upholstered Back & Seat Wood Frame 	DG SC140	COM	2421	3147	2	27	OW	22	55
		COL	2663	3461			OD	24	61
		G1	2670	3397			OH	31	79
		G2	2769	3495			SH	17.5	44
		G3	2849	3575			AH	25	64
		G4	2938	3665			SD	19	48
		G5	2965	3691			SW	19	48
		L1	4268	5067					

NOTE

SPECIFY:

Standard Finish

Premium Wood: Maple, Oak & Walnut

Wood / Lacquer Finish


Upholstery

Dimensions are in inches and are approximate.

Contact Customer Service if dimensions are critical.

www.deccacontract.com


For complete list of finish options and codes, go to www.deccacontract.com


DESCRIPTION	MODEL	FABRIC GRADES	POWDER COATED	BRUSHED STAINLESS STEEL	POLISHED STAINLESS STEEL	YARDAGE	SQUARE FEET	DIMENSIONS	INCHES	CENTIMETERS
Bryant Side Chair	DG SC125	COM	2117	2222	2434	1	22	OW	24	61
Open Arm		COL	2328	2445	2678			OD	24	60
Upholstered Back & Seat		G1	2317	2422	2634			OH	30	76
Metal Frame		G2	2395	2501	2713			SH	17.5	44
		G3	2460	2565	2777			AH	24	60
		G4	2531	2637	2848			SD	20	51
		G5	2552	2658	2870			SW	22	56
		L1	3613	3729	3962					

NOTE

SPECIFY: Dimensions are in inches and are approximate.
 Metal Finish Contact Customer Service if dimensions are critical.
 Upholstery www.deccacontract.com

For complete list of finish options and codes, go to www.deccacontract.com

DESCRIPTION	MODEL	FABRIC GRADES	LIST PRICE	YARDAGE	SQUARE FEET	DIMENSIONS	INCHES	CENTIMETERS
Caid Lounge Chair Wood Legs 	JS TC335	COM	3993	6	99	OW	32	81
		COL	4392			OD	32	81
		G1	4909			OH	27.5	70
		G2	5270			SH	16.5	42
		G3	5564			AH	28	71
		G4	5892			SD	19.5	50
		G5	5988			SW	26	66
		L1	10280					

Caid Mid Back Lounge Chair Wood Legs 	JS TC340	COM	4182	6	108	OW	34	86
		COL	4600			OD	34.5	88
		G1	5182			OH	38	97
		G2	5575			SH	16.5	42
		G3	5896			AH	38	97
		G4	6254			SD	19.5	50
		G5	6359			SW	28	71
		L1	11024					

NOTE

SPECIFY:

Upholstery



Wood / Lacquer Finish



Dimensions are in inches and are approximate.

Contact Customer Service if dimensions are critical.

www.deccacontract.com

For complete list of finish options and codes, go to www.deccacontract.com

DESCRIPTION	MODEL	FABRIC GRADES	LIST PRICE	YARDAGE	SQUARE FEET	DIMENSIONS	INCHES	CENTIMETERS
Caid Lounge Chair	JS TC345	COM	4263	6	99	OW	32	81
Plinth Base		COL	4689			OD	32	81
		G1	5179			OH	27.5	70
		G2	5540			SH	16.5	42
		G3	5834			AH	28	71
		G4	6162			SD	19.5	50
		G5	6258			SW	26	66
		L1	10577					


Caid Mid Back Lounge Chair	JS TC350	COM	4471	6	108	OW	34	86
Plinth Base		COL	4918			OD	34.5	88
		G1	5470			OH	38	97
		G2	5863			SH	16.5	42
		G3	6185			AH	38	97
		G4	6542			SD	19.5	50
		G5	6647			SW	28	71
		L1	11341					

NOTE

SPECIFY:
 Upholstery
 Wood / Lacquer Finish

Dimensions are in inches and are approximate.
 Contact Customer Service if dimensions are critical.
www.deccacontract.com

For complete list of finish options and codes, go to www.deccacontract.com

DESCRIPTION	MODEL	FABRIC GRADES	LIST PRICE	YARDAGE	SQUARE FEET	DIMENSIONS	INCHES	CENTIMETERS
Caid Lounge Chair	JS TC355	COM	4489	6	99	OW	32	81
Plinth Base with Swivel		COL	4938			OD	32	81
Auto Return		G1	5406			OH	27.5	70
		G2	5766			SH	16.5	42
		G3	6061			AH	28	71
		G4	6388			SD	19.5	50
		G5	6485			SW	26	66
		L1	10826					

NOTE

SPECIFY:

Upholstery


Wood / Lacquer Finish


Dimensions are in inches and are approximate.


Contact Customer Service if dimensions are critical.

www.deccacontract.com

For complete list of finish options and codes, go to www.deccacontract.com

DESCRIPTION	MODEL	FABRIC GRADES	LIST PRICE	YARDAGE	SQUARE FEET	DIMENSIONS	INCHES	CENTIMETERS
Caid Love Seat Wood Legs 	JS TL435	COM	4750	9	153	OW	61.5	156
		COL	5225			OD	32.5	83
		G1	6166			OH	27.5	70
		G2	6723			SH	16.5	42
		G3	7178			AH	27.5	70
		G4	7684			SD	19.5	50
		G5	7834			SW	55.5	141
		L1	14325					

Caid Mid Back Love Seat Wood Legs 	JS TL440	COM	4984	10	180	OW	61.5	156
		COL	5482			OD	34.5	88
		G1	6650			OH	38	97
		G2	7305			SH	16.5	42
		G3	7841			AH	38.0	97
		G4	8436			SD	19.5	50
		G5	8612			SW	55.5	141
		L1	16188					


Caid High Back Love Seat Wood Legs 	JS TL445	COM	5227	10	180	OW	61.5	156
		COL	5750			OD	35.5	90
		G1	6894			OH	47	119
		G2	7549			SH	16.5	42
		G3	8084			AH	47	119
		G4	8680			SD	19.5	50
		G5	8855			SW	55.5	141
		L1	16456					

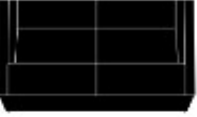
NOTE

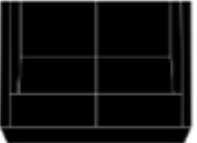
SPECIFY: Upholstery Wood / Lacquer Finish

Dimensions are in inches and are approximate.
Contact Customer Service if dimensions are critical.
www.deccacontract.com

For complete list of finish options and codes, go to www.deccacontract.com

DESCRIPTION	MODEL	FABRIC GRADES	LIST PRICE	YARDAGE	SQUARE FEET	DIMENSIONS	INCHES	CENTIMETERS
Caid Love Seat	JS TL450	COM	5074	9	153	OW	61.5	156
Plinth Base		COL	5581			OD	32.5	83
		G1	6490			OH	27.5	70
		G2	7047			SH	16.5	42
		G3	7502			AH	27.5	70
		G4	8008			SD	19.5	50
		G5	8158			SW	55.5	141
		L1	14681					

Caid Mid Back Love Seat	JS TL455	COM	5327	10	180	OW	61.5	156
Plinth Base		COL	5859			OD	34.5	88
		G1	6993			OH	38	97
		G2	7648			SH	16.5	42
		G3	8184			AH	38.0	97
		G4	8779			SD	19.5	50
		G5	8955			SW	55.5	141
		L1	16565					


Caid High Back Love Seat	JS TL460	COM	5587	10	180	OW	61.5	156
Plinth Base		COL	6146			OD	35.5	90
		G1	7253			OH	47	119
		G2	7909			SH	16.5	42
		G3	8444			AH	47	119
		G4	9039			SD	19.5	50
		G5	9215			SW	55.5	141
		L1	16852					


NOTE


SPECIFY: Upholstery Wood / Lacquer Finish

Dimensions are in inches and are approximate.
Contact Customer Service if dimensions are critical.
www.deccacontract.com

For complete list of finish options and codes, go to www.deccacontract.com

DESCRIPTION	MODEL	FABRIC GRADES	LIST PRICE	YARDAGE	SQUARE FEET	DIMENSIONS	INCHES	CENTIMETERS
Caid Sofa Wood Legs 	JS TS535	COM	5263	12	207	OW	87.5	222
		COL	5789			OD	32.5	83
		G1	7179			OH	27.5	70
		G2	7933			SH	16.5	42
		G3	8549			AH	27.5	70
		G4	9233			SD	19.5	50
		G5	9435			SW	81.5	207
		L1	18101					

Caid Mid Back Sofa Wood Legs 	JS TS540	COM	5525	13	225	OW	87.5	222
		COL	6078			OD	34.5	88
		G1	7608			OH	38	97
		G2	8427			SH	16.5	42
		G3	9097			AH	38	97
		G4	9841			SD	19.5	50
		G5	10060			SW	81.5	207
		L1	19460					


Caid High Back Sofa Wood Legs 	JS TS550	COM	5795	13	225	OW	87.5	222
		COL	6374			OD	35.5	90
		G1	7878			OH	47.5	121
		G2	8697			SH	16.5	42
		G3	9366			AH	47.5	121
		G4	10110			SD	19.5	50
		G5	10330			SW	81.5	207
		L1	19757					


NOTE

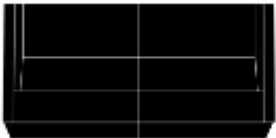
SPECIFY:
Upholstery
Wood / Lacquer Finish

Dimensions are in inches and are approximate.
Contact Customer Service if dimensions are critical.
www.deccacontract.com

For complete list of finish options and codes, go to www.deccacontract.com

DESCRIPTION	MODEL	FABRIC GRADES	LIST PRICE	YARDAGE	SQUARE FEET	DIMENSIONS	INCHES	CENTIMETERS
Caid Sofa	JS TS565	COM	5840	12	207	OW	87.5	222
Plinth Base		COL	6424			OD	32.5	83
		G1	7756			OH	27.5	70
		G2	8510			SH	16.5	42
		G3	9126			AH	27.5	70
		G4	9810			SD	19.5	50
		G5	10012			SW	81.5	207
		L1	18735					

Caid Mid Back Sofa	JS TS555	COM	6128	13	225	OW	87.5	222
Plinth Base		COL	6741			OD	34.5	88
		G1	8211			OH	38	97
		G2	9030			SH	16.5	42
		G3	9700			AH	38	97
		G4	10444			SD	19.5	50
		G5	10663			SW	81.5	207
		L1	20123					


Caid High Back Sofa	JS TS560	COM	6426	13	225	OW	87.5	222
Plinth Base		COL	7069			OD	35.5	90
		G1	8509			OH	47.5	121
		G2	9328			SH	16.5	42
		G3	9997			AH	47.5	121
		G4	10742			SD	19.5	50
		G5	10961			SW	81.5	207
		L1	20451					

NOTE

SPECIFY: Upholstery Wood / Lacquer Finish

Dimensions are in inches and are approximate.
 Contact Customer Service if dimensions are critical.
www.deccacontract.com

For complete list of finish options and codes, go to www.deccacontract.com

DESCRIPTION	MODEL	FABRIC GRADES	STANDARD FINISH	PREMIUM WOOD	YARDAGE	SQUARE FEET	DIMENSIONS	INCHES	CENTIMETERS
Crocker Side Chair	DG SC110	COM	3290	4278	2	29	OW	23	58
Veneered Exterior frame		COL	3619	4705			OD	24	61
Fully Upholstered Interior		G1	3557	4544			OH	29.5	75
Wood Legs		G2	3662	4649			SH	17.5	44
		G3	3748	4735			AH	26	65
		G4	3843	4830			SD	18.5	47
		G5	3871	4858			SW	20	51
		L1	5332	6418					

NOTE

SPECIFY:

Standard Finish

Premium Wood: Maple, Oak & Walnut

Wood / Lacquer Finish



Upholstery

Dimensions are in inches and are approximate.

Contact Customer Service if dimensions are critical.

www.deccacontract.com

For complete list of finish options and codes, go to www.deccacontract.com


DESCRIPTION	MODEL	POWDER COATED	BRUSHED STAINLESS STEEL	POLISHED STAINLESS STEEL		DIMENSIONS		
						INCHES	CENTIMETERS	
Dialogue Round Cocktail Table Wood Surround Metal Base 	DG CT100WP	7985	8385	9183	Back painted white glass top	OW	36	91
						OD	36	91
	DG CT100TP	7985	8385	9183	Back painted black glass top	OH	16	41
	DG CT100XX	8166	8575	9391	Frosted mirror clear glass top			
	DG CT100SBM	8347	8765	9599	Frosted mirror bronze glass top			
	DG CT100GM	8347	8765	9599	Frosted mirror gray glass top			
	DG CT100BM	8347	8765	9599	Black mirror glass top			
	DG CT100SSF	9422	9893	10835	White SSF top			
Dialogue Round Cocktail Table Wood Surround Metal Base 	DG CT105WP	8130	8537	9350	Back painted white glass top	OW	42	107
						OD	42	107
	DG CT105TP	8130	8537	9350	Back painted black glass top	OH	16	41
	DG CT105XX	8311	8727	9558	Frosted mirror clear glass top			
	DG CT105SBM	8492	8917	9766	Frosted mirror bronze glass top			
	DG CT105GM	8492	8917	9766	Frosted mirror gray glass top			
	DG CT105BM	8492	8917	9766	Black mirror glass top			
	DG CT105SSF	9567	10045	11002	White SSF top			


NOTE

SPECIFY: Metal Finish Wood / Lacquer / Stone / Solid Surface Finish

Dimensions are in inches and are approximate.
 Contact Customer Service if dimensions are critical.
www.deccacontract.com

For complete list of finish options and codes, go to www.deccacontract.com

DESCRIPTION	MODEL	POWDER COATED	BRUSHED STAINLESS STEEL	POLISHED STAINLESS STEEL		DIMENSIONS		
						INCHES	CENTIMETERS	
Dialogue Round Cocktail Table Wood Lacquer Metal Base 	DG CT110WP	7808	8199	8979	Back painted white glass top	OW	36	91
						OD	36	91
	DG CT110TP	7808	8199	8979	Back painted black glass top	OH	16	41
	DG CT110XX	7989	8389	9187	Frosted mirror clear glass top			
	DG CT110SBM	8166	8575	9391	Frosted mirror bronze glass top			
	DG CT110GM	8166	8575	9391	Frosted mirror gray glass top			
	DG CT110BM	8166	8575	9391	Black mirror glass top			
DG CT110SSF	9245	9707	10631	White SSF top				


Dialogue Round Cocktail Table Wood Lacquer Metal Base 	DG CT115WP	7953	8351	9146	Back painted white glass top	OW	42	107
						OD	42	107
	DG CT115TP	7953	8351	9146	Back painted black glass top	OH	16	41
	DG CT115XX	8130	8537	9350	Frosted mirror clear glass top			
	DG CT115SBM	8311	8727	9558	Frosted mirror bronze glass top			
	DG CT115GM	8311	8727	9558	Frosted mirror gray glass top			
	DG CT115BM	8311	8727	9558	Black mirror glass top			
DG CT115SSF	9389	9859	10798	White SSF top				

NOTE

SPECIFY: Metal Finish Wood / Lacquer / Stone / Solid Surface Finish

Dimensions are in inches and are approximate.
 Contact Customer Service if dimensions are critical.
www.deccacontract.com

For complete list of finish options and codes, go to www.deccacontract.com

DESCRIPTION	MODEL	POWDER COATED	BRUSHED STAINLESS STEEL	POLISHED STAINLESS STEEL		DIMENSIONS		
						INCHES	CENTIMETERS	
Dialogue Oval Cocktail Table Wood Surround Metal Base 	DG CT120WP	11390	11960	13099	Back painted white glass top	OW	48	122
						OD	30	76
	DG CT120TP	11390	11960	13099	Back painted black glass top	OH	16	41
	DG CT120XX	11571	12150	13307	Frosted mirror clear glass top			
	DG CT120SBM	11748	12336	13511	Frosted mirror bronze glass top			
	DG CT120GM	11748	12336	13511	Frosted mirror gray glass top			
	DG CT120BM	11748	12336	13511	Black mirror glass top			
	DG CT120SSF	12917	13563	14855	White SSF top			
Dialogue Oval Cocktail Table Wood Surround Metal Base 	DG CT125WP	11607	12188	13348	Back painted white glass top	OW	60	152
						OD	36	91
	DG CT125TP	11607	12188	13348	Back painted black glass top	OH	16	41
	DG CT125XX	11788	12378	13557	Frosted mirror clear glass top			
	DG CT125SBM	11969	12568	13765	Frosted mirror bronze glass top			
	DG CT125GM	11969	12568	13765	Frosted mirror gray glass top			
	DG CT125BM	11969	12568	13765	Black mirror glass top			
	DG CT125SSF	13134	13791	15104	White SSF top			

NOTE



SPECIFY:

Metal Finish

Wood / Lacquer / Stone / Solid Surface Finish

Dimensions are in inches and are approximate.
 Contact Customer Service if dimensions are critical.
www.deccacontract.com

For complete list of finish options and codes, go to www.deccacontract.com



DESCRIPTION	MODEL	POWDER COATED	BRUSHED STAINLESS STEEL	POLISHED STAINLESS STEEL		DIMENSIONS	INCHES	CENTIMETERS
Dialogue Oval Cocktail Table Lacquer Surround Metal Base 	DG CT130WP	11213	11774	12895	Back painted white glass top	OW	48	122
						OD	30	76
	DG CT130TP	11213	11774	12895	Back painted black glass top	OH	16	41
	DG CT130XX	11390	11960	13099	Frosted mirror clear glass top			
	DG CT130SBM	11571	12150	13307	Frosted mirror bronze glass top			
	DG CT130GM	11571	12150	13307	Frosted mirror gray glass top			
	DG CT130BM	11571	12150	13307	Black mirror glass top			
	DG CT130SSF	12736	13373	14647	White SSF top			
Dialogue Oval Cocktail Table Lacquer Surround Metal Base 	DG CT135WP	11426	11998	13140	Back painted white glass top	OW	60	152
						OD	36	91
	DG CT135TP	11426	11998	13140	Back painted black glass top	OH	16	41
	DG CT135XX	11607	12188	13348	Frosted mirror clear glass top			
	DG CT135SBM	11788	12378	13557	Frosted mirror bronze glass top			
	DG CT135GM	11788	12378	13557	Frosted mirror gray glass top			
	DG CT135BM	11788	12378	13557	Black mirror glass top			
	DG CT135SSF	12953	13601	14896	White SSF top			

NOTE

SPECIFY:
 Metal Finish
 Wood / Lacquer / Stone / Solid Surface Finish

Dimensions are in inches and are approximate.
 Contact Customer Service if dimensions are critical.
www.deccacontract.com

For complete list of finish options and codes, go to www.deccacontract.com



DESCRIPTION	MODEL	POWDER COATED	BRUSHED STAINLESS STEEL	POLISHED STAINLESS STEEL		DIMENSIONS	INCHES	CENTIMETERS
Dialogue Round Side Table Open Wood Surround Metal Base 	DG ST250WP	6940	7287	7981	Back painted white glass top	OW	18	46
	DG ST250TP	6940	7287	7981	Back painted black glass top	OD	18	46
	DG ST250XX	7121	7477	8189	Frosted mirror clear glass top	OH	22	56
	DG ST250SBM	7298	7663	8393	Frosted mirror bronze glass top			
	DG ST250GM	7298	7663	8393	Frosted mirror gray glass top			
	DG ST250BM	7298	7663	8393	Black mirror glass top			
	DG ST250SSF	8206	8617	9437	White SSF top			
Dialogue Round Side Table Open Lacquer Surround Metal Base 	DG ST255WP	5952	6250	6845	Back painted white glass top	OW	18	46
	DG ST255TP	5952	6250	6845	Back painted black glass top	OD	18	46
	DG ST255XX	6133	6440	7053	Frosted mirror clear glass top	OH	22	56
	DG ST255SBM	6310	6626	7257	Frosted mirror bronze glass top			
	DG ST255GM	6310	6626	7257	Frosted mirror gray glass top			
	DG ST255BM	6310	6626	7257	Black mirror glass top			
	DG ST255SSF	7218	7579	8301	White SSF top			

NOTE

SPECIFY: Metal Finish Wood / Lacquer / Stone / Solid Surface Finish

Dimensions are in inches and are approximate.
 Contact Customer Service if dimensions are critical.
www.deccacontract.com

For complete list of finish options and codes, go to www.deccacontract.com



DESCRIPTION	MODEL	POWDER COATED	BRUSHED STAINLESS STEEL	POLISHED STAINLESS STEEL		DIMENSIONS			
						INCHES	CENTIMETERS		
Dialogue Round Side Table Wood Surround Metal Base 	DG ST260WP	2790	2929	3208	Back painted white glass top	OW	18	46	
						OD	18	46	
	DG ST260TP	2790	2929	3208	Back painted black glass top	OH	22	56	
	DG ST260XX	2971	3119	3416	Frosted mirror clear glass top				
	DG ST260SBM	3148	3305	3620	Frosted mirror bronze glass top				
	DG ST260GM	3148	3305	3620	Frosted mirror gray glass top				
	DG ST260BM	3148	3305	3620	Black mirror glass top				
DG ST260SSF	3687	3871	4240	White SSF top					
<hr/>									
Dialogue Round Side Table Lacquer Surround Metal Base 	DG ST265WP	2699	2834	3104	Back painted white glass top	OW	18	46	
						OD	18	46	
	DG ST265TP	2699	2834	3104	Back painted black glass top	OH	22	56	
	DG ST265XX	2880	3024	3312	Frosted mirror clear glass top				
	DG ST265SBM	3061	3214	3520	Frosted mirror bronze glass top				
	DG ST265GM	3061	3214	3520	Frosted mirror gray glass top				
	DG ST265BM	3061	3214	3520	Black mirror glass top				
DG ST265SSF	3597	3776	4136	White SSF top					

NOTE

SPECIFY: Metal Finish Wood / Lacquer / Stone / Solid Surface Finish

Dimensions are in inches and are approximate.
 Contact Customer Service if dimensions are critical.
www.deccacontract.com

For complete list of finish options and codes, go to www.deccacontract.com


DESCRIPTION	MODEL	FABRIC GRADES	LIST PRICE	YARDAGE	SQUARE FEET	DIMENSIONS	INCHES	CENTIMETERS
Ellsworth One Lounge Chair Upholstered Back 	MK TC300U	COM	2569	5	90	OW	33	84
		COL	2826			OD	30	77
		G1	3403			OH	28	70
		G2	3730			SH	17	42
		G3	3998			AH	25	63
		G4	4296			SD	22	56
		G5	4384			SW	23	59
		L1	8179					
Ellsworth One Love Seat Upholstered Back 	MK TL400U	COM	3238	7	117	OW	56	142
		COL	3562			OD	30	77
		G1	4321			OH	28	70
		G2	4747			SH	17	42
		G3	5095			AH	25	63
		G4	5482			SD	22	56
		G5	5596			SW	46	117
		L1	10520					


NOTE

SPECIFY:
 Upholstery
 Wood / Lacquer Finish

Dimensions are in inches and are approximate.
 Contact Customer Service if dimensions are critical.
www.deccacontract.com

For complete list of finish options and codes, go to www.deccacontract.com

DESCRIPTION	MODEL	FABRIC GRADES	LIST PRICE	YARDAGE	SQUARE FEET	DIMENSIONS	INCHES	CENTIMETERS
Ellsworth One Lounge Chair Wood Back 	MK TC300V	COM	4265	4	63	OW	33	84
		COL	4691			OD	30	77
		G1	4848			OH	28	70
		G2	5077			SH	17	42
		G3	5265			AH	25	63
		G4	5473			SD	22	56
		G5	5535			SW	23	59
		L1	8438					

Ellsworth One Love Seat Wood Back 	MK TL400V	COM	4901	4	72	OW	56	142
		COL	5392			OD	30	77
		G1	5568			OH	28	70
		G2	5830			SH	17	42
		G3	6044			AH	25	63
		G4	6282			SD	22	56
		G5	6353			SW	46	117
		L1	9674					

NOTE

SPECIFY:

Upholstery


Wood / Lacquer Finish


Dimensions are in inches and are approximate.

Contact Customer Service if dimensions are critical.

www.deccacontract.com

For complete list of finish options and codes, go to www.deccacontract.com

DESCRIPTION	MODEL	FABRIC GRADES	LIST PRICE	YARDAGE	SQUARE FEET	DIMENSIONS	INCHES	CENTIMETERS
Ellsworth Two Lounge Chair Upholstered Back 	MK TC305U	COM	2824	6	99	OW	35	90
		COL	3106			OD	34	86
		G1	3740			OH	26	66
		G2	4101			SH	15	38
		G3	4395			AH	23	58
		G4	4723			SD	24	61
		G5	4819			SW	24	61
		L1	8994					

Ellsworth Two Sofa Upholstered Back 	MK TS505U	COM	4091	9	153	OW	86	218
		COL	4500			OD	34	86
		G1	5507			OH	26	66
		G2	6064			SH	15	38
		G3	6519			AH	23	58
		G4	7025			SD	24	61
		G5	7175			SW	76	194
		L1	13600					

NOTE

SPECIFY:

Upholstery


Wood / Lacquer Finish


Dimensions are in inches and are approximate.

Contact Customer Service if dimensions are critical.

www.deccacontract.com

For complete list of finish options and codes, go to www.deccacontract.com

DESCRIPTION	MODEL	FABRIC GRADES	LIST PRICE	YARDAGE	SQUARE FEET	DIMENSIONS	INCHES	CENTIMETERS
Ellsworth Two Lounge Chair Wood Back 	MK TC305V	COM	4685	5	81	OW	35	90
		COL	5154			OD	34	86
		G1	5435			OH	26	66
		G2	5730			SH	15	38
		G3	5971			AH	23	58
		G4	6239			SD	24	61
		G5	6318			SW	24	61
		L1	9971					


Ellsworth Two Sofa Wood Back 	MK TS505V	COM	5851	8	135	OW	86	218
		COL	6436			OD	34	86
		G1	7101			OH	26	66
		G2	7592			SH	15	38
		G3	7994			AH	23	58
		G4	8440			SD	24	61
		G5	8572			SW	76	194
		L1	14465					


NOTE


SPECIFY:
 Upholstery
 Wood / Lacquer Finish

Dimensions are in inches and are approximate.
 Contact Customer Service if dimensions are critical.
www.deccacontract.com

For complete list of finish options and codes, go to www.deccacontract.com

DESCRIPTION	MODEL	FABRIC GRADES	LIST PRICE	YARDAGE	SQUARE FEET	DIMENSIONS	INCHES	CENTIMETERS
Ellsworth Two Lounge Chair & Sofa Accent Pillow 	P1515	COM	140	1	9	OW	15	38
		COL	154			OD	2.5	6
		G1	224			OH	15	38
		G2	256					
		G3	283					
		G4	313					
		G5	322					
		L1	690					

Ellsworth Two Sofa Accent Pillow 	P1818	COM	160	1	13	OW	18	46
		COL	176			OD	2.5	6
		G1	276			OH	18	46
		G2	322					
		G3	360					
		G4	401					
		G5	414					
		L1	925					


Ellsworth Two Sofa Accent Pillow 	P1218	COM	152	1	13	OW	18	46
		COL	167			OD	2.5	6
		G1	269			OH	12	30
		G2	314					
		G3	352					
		G4	394					
		G5	406					
		L1	917					


NOTE

SPECIFY:
Upholstery

Dimensions are in inches and are approximate.
Contact Customer Service if dimensions are critical.
www.deccacontract.com

For complete list of finish options and codes, go to www.deccacontract.com

DESCRIPTION	MODEL	FABRIC GRADES	LIST PRICE	YARDAGE	SQUARE FEET	DIMENSIONS	INCHES	CENTIMETERS
Ellsworth Round Lounge Chair Black Glides 	MK LC305	COM	2797	5	81	OW	30	77
		COL	3077			OD	29	74
		G1	3547			OH	29	73
		G2	3842			SH	16	41
		G3	4083			AH	26	67
		G4	4351			SD	20.5	52
		G5	4430			SW	22	56
		L1	7895					




Ellsworth Round Lounge Chair Black Swivel Base Auto Return 	MK LC310	COM	2842	5	81	OW	30	77
		COL	3127			OD	29	74
		G1	3592			OH	29	73
		G2	3887			SH	16	41
		G3	4128			AH	26	67
		G4	4396			SD	20.5	52
		G5	4475			SW	22	56
		L1	7944					

NOTE

SPECIFY:
Upholstery

Dimensions are in inches and are approximate.
Contact Customer Service if dimensions are critical.
www.deccacontract.com

For complete list of finish options and codes, go to www.deccacontract.com





DESCRIPTION	MODEL	FABRIC GRADES	POWDER COATED	BRUSHED STAINLESS STEEL	POLISHED STAINLESS STEEL	YARDAGE	SQUARE FEET	DIMENSIONS	INCHES	CENTIMETERS
Ellsworth Stool Metal Base 	MK BE100	COM	1709	1794	1965	2	29	OW	18.5	47
		COL	1880	1974	2162			OD	18.5	47
		G1	1975	2061	2232			OH	17	43
		G2	2080	2166	2337					
		G3	2166	2251	2422					
		G4	2261	2347	2518					
		G5	2289	2375	2546					
		L1	3593	3687	3875					
Ellsworth Bench Metal Base 	MK BE115	COM	2948	3095	3390	5	81	OW	55.5	141
		COL	3243	3405	3729			OD	18.5	47
		G1	3698	3845	4140			OH	17	43
		G2	3992	4140	4435					
		G3	4234	4381	4676					
		G4	4501	4649	4944					
		G5	4580	4728	5023					
		L1	8060	8222	8547					
Ellsworth Bench Metal Base 	MK BE105	COM	3238	3400	3723	6	108	OW	67.5	171
		COL	3562	3740	4096			OD	18.5	47
		G1	4238	4399	4723			OH	17	43
		G2	4631	4793	5116					
		G3	4952	5114	5438					
		G4	5309	5471	5795					
		G5	5415	5577	5900					
		L1	9985	10163	10519					

NOTE

SPECIFY:
 Metal Finish
 Upholstery

Dimensions are in inches and are approximate.
 Contact Customer Service if dimensions are critical.
www.deccacontract.com

For complete list of finish options and codes, go to www.deccacontract.com

DESCRIPTION	MODEL	FABRIC GRADES	POWDER COATED	BRUSHED STAINLESS STEEL	POLISHED STAINLESS STEEL	YARDAGE	SQUARE FEET	DIMENSIONS	INCHES	CENTIMETERS
Ellsworth Ottoman	MK BE110	COM	3577	3756	4114	2	27	OW	42	107
Inset Wood Top		COL	3935	4132	4525			OD	42	107
Metal Base		G1	3827	4006	4364			OH	14	36
		G2	3926	4105	4462					
		G3	4006	4185	4543					
		G4	4095	4274	4632					
		G5	4122	4301	4658					
		L1	5541	5738	6131					
Ellsworth Ottoman	MK BE120	COM	3756	3944	4319	2	36	OW	48	122
Inset Wood Top		COL	4131	4338	4751			OD	48	122
Metal Base		G1	4089	4277	4652			OH	14	36
		G2	4220	4408	4783					
		G3	4327	4515	4891					
		G4	4446	4634	5010					
		G5	4481	4669	5045					
		L1	6272	6479	6892					

NOTE

SPECIFY:


- Wood / Lacquer Finish
- Metal Finish
- Upholstery


Dimensions are in inches and are approximate.

Contact Customer Service if dimensions are critical.

www.deccacontract.com

For complete list of finish options and codes, go to www.deccacontract.com

DESCRIPTION	MODEL	FABRIC GRADES	POWDER COATED	BRUSHED STAINLESS STEEL	POLISHED STAINLESS STEEL	YARDAGE	SQUARE FEET	DIMENSIONS	INCHES	CENTIMETERS
Ellsworth Ottoman	MK BE125	COM	3190	3349	3668	4	63	OW	42	107
Upholstered		COL	3509	3684	4035			OD	42	107
Metal Base		G1	3773	3932	4251			OH	14	36
		G2	4002	4162	4481					
		G3	4190	4349	4668					
		G4	4398	4558	4877					
		G5	4460	4619	4938					
		L1	7256	7431	7782					


Ellsworth Ottoman	MK BE130	COM	3368	3536	3873	5	90	OW	48	122
Upholstered		COL	3705	3890	4261			OD	48	122
Metal Base		G1	4201	4370	4706			OH	14	36
		G2	4529	4697	5034					
		G3	4797	4965	5302					
		G4	5094	5263	5599					
		G5	5182	5351	5687					
		L1	9058	9243	9613					


NOTE

SPECIFY:
Metal Finish
Upholstery

Dimensions are in inches and are approximate.
Contact Customer Service if dimensions are critical.
www.deccacontract.com

For complete list of finish options and codes, go to www.deccacontract.com

DESCRIPTION	MODEL	POWDER COATED	BRUSHED STAINLESS STEEL	POLISHED STAINLESS STEEL		DIMENSIONS		
						INCHES	CENTIMETERS	
Ellsworth Coffee Table Metal Base 	MK CT100	3864	4057	4444	Wood Top	OW	42	107
						OD	42	107
	MK CT100P	3723	3909	4282	Lacquer Top	OH	14	36
	MK CT100SSF	4404	4624	5065	Solid SurfaceTop			
	MK CT100CAS	5432	5704	6247	Carerra Stone Top			
	MK CT100EMS	5674	5958	6525	Emperador Stone Top			
	MK CT100NMS	5252	5515	6040	Nero Marquina Stone Top			


Ellsworth Coffee Table Metal Base 	MK CT110	3992	4192	4591	Wood Top	OW	48	122
						OD	48	122
	MK CT110P	3661	3844	4210	Lacquer Top	OH	14	36
	MK CT110SSF	4554	4782	5237	Solid SurfaceTop			
	MK CT110CAS	5614	5895	6456	Carerra Stone Top			
	MK CT110EMS	5864	6157	6743	Emperador Stone Top			
	MK CT110NMS	5428	5699	6242	Nero Marquina Stone Top			


NOTE

SPECIFY:
 Metal Finish
 Wood / Lacquer Finish

Dimensions are in inches and are approximate.
 Contact Customer Service if dimensions are critical.
www.deccacontract.com

For complete list of finish options and codes, go to www.deccacontract.com

DESCRIPTION	MODEL	POWDER COATED	BRUSHED STAINLESS STEEL	POLISHED STAINLESS STEEL		DIMENSIONS		
						OW	OD	OH
						INCHES		CENTIMETERS
Ellsworth Coffee Table Metal Base 	MK CT105	2904	3049	3339	Wood Top	42	107	
						19	48	
	MK CT105P	2790	2930	3209	Lacquer Top	14	36	
	MK CT105SSF	3311	3477	3808	Solid SurfaceTop			
	MK CT105CAS	4084	4288	4696	Carerra Stone Top			
	MK CT105EMS	4264	4477	4904	Emperador Stone Top			
	MK CT105NMS	3947	4145	4540	Nero Marquina Stone Top			



Ellsworth Coffee Table Metal Base 	MK CT120	3033	3185	3488	Wood Top	48	122	
						22	56	
	MK CT120P	2919	3065	3357	Lacquer Top	14	36	
	MK CT120SSF	3456	3629	3975	Solid SurfaceTop			
	MK CT120CAS	4258	4470	4896	Carerra Stone Top			
	MK CT120EMS	4455	4678	5123	Emperador Stone Top			
	MK CT120NMS	4118	4324	4735	Nero Marquina Stone Top			



NOTE

SPECIFY:
 Metal Finish
 Wood / Lacquer Finish

Dimensions are in inches and are approximate.
 Contact Customer Service if dimensions are critical.
www.deccacontract.com

For complete list of finish options and codes, go to www.deccacontract.com

DESCRIPTION	MODEL	POWDER COATED	BRUSHED STAINLESS STEEL	POLISHED STAINLESS STEEL		DIMENSIONS		
						INCHES	CENTIMETERS	
Ellsworth Side Table Metal Base  	MK ST100	2409	2529	2770	Wood Top	OW	19	48
						OD	19	48
	MK ST100P	2319	2435	2667	Lacquer Top	OH	20	51
	MK ST100SSF	2758	2896	3171	Solid SurfaceTop			
	MK ST100CAS	3431	3603	3946	Carerra Stone Top			
	MK ST100EMS	3590	3769	4128	Emperador Stone Top			
	MK ST100NMS	3314	3479	3811	Nero Marquina Stone Top			







Ellsworth Side Table Metal Base  	MK ST110	2522	2648	2900	Wood Top	OW	21	53
						OD	21	53
	MK ST110P	2421	2542	2785	Lacquer Top	OH	18	46
	MK ST110SSF	2890	3035	3324	Solid SurfaceTop			
	MK ST110CAS	3586	3766	4124	Carerra Stone Top			
	MK ST110EMS	3760	3948	4324	Emperador Stone Top			
	MK ST110NMS	3472	3646	3993	Nero Marquina Stone Top			

NOTE

SPECIFY:
 Metal Finish
 Wood / Lacquer Finish

Dimensions are in inches and are approximate.
 Contact Customer Service if dimensions are critical.
www.deccacontract.com

For complete list of finish options and codes, go to www.deccacontract.com


DESCRIPTION	MODEL	POWDER COATED	BRUSHED STAINLESS STEEL	POLISHED STAINLESS STEEL		DIMENSIONS	INCHES	CENTIMETERS
Ellsworth Nesting Work Table Metal Base  	MK ST120	3273	3437	3764	Wood Top	OW	19	48
						OD	19	48
	MK ST120P	3225	3386	3709	Lacquer Top	OH	20	51
	MK ST120SSF	3694	3879	4248	Solid SurfaceTop			
	MK ST120CAS	4239	4451	4874	Carerra Stone Top			
	MK ST120EMS	4564	4792	5248	Emperador Stone Top			
	MK ST120NMS	4253	4466	4891	Nero Marquina Stone Top			
<hr/>								
Ellsworth Nesting Work Table Metal Base  	MK ST125	3323	3489	3821	Wood Top	OW	19	48
						OD	19	48
	MK ST125P	3263	3426	3752	Lacquer Top	OH	25	64
	MK ST125SSF	3732	3918	4292	Solid SurfaceTop			
	MK ST125CAS	4276	4490	4918	Carerra Stone Top			
	MK ST125EMS	4602	4832	5292	Emperador Stone Top			
	MK ST125NMS	4290	4505	4934	Nero Marquina Stone Top			
<hr/>								
Ellsworth Nesting Work Table Metal Base  	MK ST105	3441	3613	3958	Wood Top	OW	28.5	72
						OD	19	48
	MK ST105P	3301	3466	3796	Lacquer Top	OH	25	64
	MK ST105SSF	3936	4133	4526	Solid SurfaceTop			
	MK ST105CAS	4897	5142	5631	Carerra Stone Top			
	MK ST105EMS	5124	5380	5892	Emperador Stone Top			
	MK ST105NMS	4731	4968	5441	Nero Marquina Stone Top			


NOTE


SPECIFY:
 Metal Finish
 Wood / Lacquer Finish

Dimensions are in inches and are approximate.
 Contact Customer Service if dimensions are critical.
www.deccacontract.com

For complete list of finish options and codes, go to www.deccacontract.com

DESCRIPTION	MODEL	FABRIC GRADES	POWDER COATED	BRUSHED STAINLESS STEEL	POLISHED STAINLESS STEEL	YARDAGE	SQUARE FEET	DIMENSIONS	INCHES	CENTIMETERS
Ethos One Lounge Chair Open Arm, Metal Frame Fixed Seat & Back Cushions 	FT LC315	COM	2962	3110	3406	3	54	OW	28.5	72
		COL	3258	3421	3747			OD	28.5	72
		G1	3462	3610	3906			OH	29.5	75
		G2	3658	3806	4103			SH	17	43
		G3	3819	3967	4263			AH	21	54
		G4	3998	4146	4442			SD	19	48
		G5	4050	4198	4495			SW	27	69
		L1	6470	6633	6958					

Ethos One Lounge Chair Upholstered Arm, Metal Frame Fixed Seat & Back Cushions 	FT LC320	COM	3294	3459	3788	5	90	OW	32.5	83
		COL	3623	3805	4167			OD	28.5	72
		G1	4127	4292	4621			OH	29.5	75
		G2	4455	4619	4949			SH	17	43
		G3	4723	4887	5217			AH	24	61
		G4	5020	5185	5514			SD	19	48
		G5	5108	5273	5602			SW	27	69
		L1	8976	9158	9520					

Ethos One Lounge Chair Upholstered Arm, Wood Panel Metal Frame Fixed Seat & Back Cushions 	FT LC325	COM	3708	3893	4264	5	90	OW	32.5	83
		COL	4079	4283	4690			OD	28.5	72
		G1	4541	4726	5097			OH	29.5	75
		G2	4869	5054	5425			SH	17	43
		G3	5136	5322	5693			AH	24	61
		G4	5434	5619	5990			SD	19	48
		G5	5522	5707	6078			SW	27	69
		L1	9431	9635	10043					

NOTE

SPECIFY:

Metal Finish

Upholstery

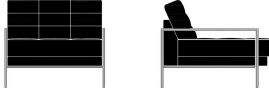
Wood / Lacquer Finish


Dimensions are in inches and are approximate.

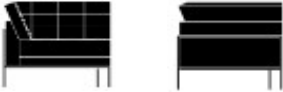
Contact Customer Service if dimensions are critical.

www.deccacontract.com

For complete list of finish options and codes, go to www.deccacontract.com

DESCRIPTION	MODEL	FABRIC GRADES	POWDER COATED	BRUSHED STAINLESS STEEL	POLISHED STAINLESS STEEL	YARDAGE	SQUARE FEET	DIMENSIONS	INCHES	CENTIMETERS
Ethos Two Lounge Chair Open Arm, Metal Frame Loose Back & Seat Cushions 	FT LC335	COM	3244	3406	3731	3	54	OW	34.5	88
		COL	3569	3747	4104			OD	33	85
		G1	3744	3906	4231			OH	29	73
		G2	3941	4103	4427			SH	17	43
		G3	4101	4264	4588			AH	21	54
		G4	4280	4442	4767			SD	19	48
		G5	4333	4495	4819			SW	29	74
		L1	6780	6959	7316					

Ethos Two Lounge Chair Upholstered Arm, Metal Frame Loose Back & Seat Cushions 	FT LC330	COM	3485	3660	4008	6	99	OW	38.5	98
		COL	3834	4026	4409			OD	33	85
		G1	4402	4576	4925			OH	29	73
		G2	4762	4936	5285			SH	16	41
		G3	5057	5231	5580			AH	22	56
		G4	5384	5558	5907			SD	22.5	57
		G5	5481	5655	6004			SW	29	74
		L1	9722	9914	10297					

Ethos Two Corner Section Upholstered Arm, Metal Frame Loose Back & Seat Cushions 	FT CC100	COM	3451	3624	3969	5	90	OW	32	82
		COL	3796	3986	4365			OD	32	82
		G1	4284	4457	4802			OH	29	73
		G2	4612	4784	5129			SH	17	43
		G3	4880	5052	5397			AH	24	61
		G4	5177	5350	5695			SD	24.5	62
		G5	5265	5438	5783			SW	24.5	62
		L1	9149	9339	9718					

NOTE

SPECIFY:


- Metal Finish
- Upholstery


Dimensions are in inches and are approximate.


Contact Customer Service if dimensions are critical.

www.deccacontract.com

For complete list of finish options and codes, go to www.deccacontract.com

DESCRIPTION	MODEL	FABRIC GRADES	POWDER COATED	BRUSHED STAINLESS STEEL	POLISHED STAINLESS STEEL	YARDAGE	SQUARE FEET	DIMENSIONS	INCHES	CENTIMETERS
Ethos One Love Seat	FT LL415	COM	5214	5474	5996	7	117	OW	62	156
Open Arm, Metal Frame		COL	5735	6022	6595			OD	28.5	72
Fixed Seat & Back Cushions		G1	6297	6557	7079			OH	29.5	75
		G2	6723	6983	7505			SH	17	43
		G3	7071	7332	7853			AH	21	54
		G4	7458	7718	8240			SD	19	48
		G5	7572	7833	8354			SW	60	152
		L1	12694	12981	13554					

Ethos One Love Seat	FT LL420	COM	5545	5823	6377	8	135	OW	65.5	166
Upholstered Arm, Metal Frame		COL	6100	6405	7015			OD	28.5	72
Fixed Seat & Back Cushions		G1	6795	7072	7627			OH	29.5	75
		G2	7286	7564	8118			SH	17	43
		G3	7688	7965	8520			AH	24	61
		G4	8135	8412	8966			SD	19	48
		G5	8266	8544	9098			SW	60	152
		L1	14129	14434	15044					

Ethos One Love Seat	FT LL425	COM	6041	6343	6948	8	135	OW	65.5	166
Upholstered Arm, Wood Panel		COL	6645	6978	7642			OD	28.5	72
Metal Frame		G1	7291	7593	8197			OH	29.5	75
Fixed Seat & Back Cushions		G2	7782	8084	8689			SH	17	43
		G3	8184	8486	9090			AH	24	61
		G4	8631	8933	9537			SD	19	48
		G5	8762	9064	9669			SW	60	152
		L1	14675	15007	15672					

NOTE

SPECIFY:

Metal Finish

Upholstery


Wood / Lacquer Finish


Dimensions are in inches and are approximate.

Contact Customer Service if dimensions are critical.

www.deccacontract.com

For complete list of finish options and codes, go to www.deccacontract.com

DESCRIPTION	MODEL	FABRIC GRADES	POWDER COATED	BRUSHED STAINLESS STEEL	POLISHED STAINLESS STEEL	YARDAGE	SQUARE FEET	DIMENSIONS	INCHES	CENTIMETERS
Ethos Two Love Seat	FT LL435	COM	5338	5604	6138	9	153	OW	67.5	171
Open Arm, Metal Frame		COL	5871	6165	6752			OD	33	85
Loose Back & Seat Cushions		G1	6754	7021	7554			OH	29	73
		G2	7311	7578	8111			SH	17	43
		G3	7766	8033	8567			AH	21	54
		G4	8272	8539	9073			SD	19	48
		G5	8421	8688	9222			SW	66	168
		L1	14971	15265	15852					


Ethos Two Love Seat	FT LL440	COM	5666	5949	6516	11	198	OW	71.5	182
Upholstered Arm, Metal Frame		COL	6233	6544	7168			OD	33	85
Loose Back & Seat Cushions		G1	7499	7782	8349			OH	29	73
		G2	8220	8503	9070			SH	17	43
		G3	8809	9092	9659			AH	24	61
		G4	9464	9747	10314			SD	19	48
		G5	9657	9940	10507			SW	62	157
		L1	18009	18321	18944					


NOTE

SPECIFY:
 Metal Finish
 Upholstery

Dimensions are in inches and are approximate.
 Contact Customer Service if dimensions are critical.
www.deccacontract.com

For complete list of finish options and codes, see page 5 & 6 of price list or go to www.deccacontract.com

DESCRIPTION	MODEL	FABRIC GRADES	POWDER COATED	BRUSHED STAINLESS STEEL	POLISHED STAINLESS STEEL	YARDAGE	SQUARE FEET	DIMENSIONS	INCHES	CENTIMETERS
Ethos Two Love Seat	FT LL425L	COM	5483	5758	6306	8	144	OW	63	159
Left Upholstered Arm		COL	6032	6333	6937			OD	33	85
Metal Frame		G1	6816	7091	7639			OH	29	73
Loose Back & Seat Cushions		G2	7341	7615	8163			SH	16	41
		G3	7769	8043	8592			AH	22	56
		G4	8245	8520	9068			SD	22.5	57
		G5	8386	8660	9208			SW	60	152
		L1	14596	14898	15501					


Ethos Two Love Seat	FT LL425R	COM	5483	5758	6306	8	144	OW	63	159
Right Upholstered Arm		COL	6032	6333	6937			OD	33	85
Metal Frame		G1	6816	7091	7639			OH	29	73
Loose Back & Seat Cushions		G2	7341	7615	8163			SH	16	41
		G3	7769	8043	8592			AH	22	56
		G4	8245	8520	9068			SD	22.5	57
		G5	8386	8660	9208			SW	60	152
		L1	14596	14898	15501					


NOTE

SPECIFY:
 Metal Finish
 Upholstery

Dimensions are in inches and are approximate.
 Contact Customer Service if dimensions are critical.
www.deccacontract.com

For complete list of finish options and codes, go to www.deccacontract.com

DESCRIPTION	MODEL	FABRIC GRADES	POWDER COATED	BRUSHED STAINLESS STEEL	POLISHED STAINLESS STEEL	YARDAGE	SQUARE FEET	DIMENSIONS	INCHES	CENTIMETERS
Ethos Two Corner Daybed Left	FT LL430L	COM	5483	5757	6306	8	144	OW	66	168
Metal Frame		COL	6032	6333	6936			OD	33	85
Loose Back & Seat Cushions		G1	6816	7090	7639			OH	29	73
		G2	7340	7615	8163			SH	16	41
		G3	7769	8043	8591			AH	22	56
		G4	8245	8519	9068			SD	22.5	57
		G5	8386	8660	9208			SW	55	140
		L1	14596	14898	15501					

Ethos Two Corner Daybed Right		COM	5483	5757	6306	8	144	OW	66	168
Metal Frame	FT LL430R	COL	6032	6333	6936			OD	33	85
Loose Back & Seat Cushions		G1	6816	7090	7639			OH	29	73
		G2	7340	7615	8163			SH	16	41
		G3	7769	8043	8591			AH	22	56
		G4	8245	8519	9068			SD	22.5	57
		G5	8386	8660	9208			SW	55	140
		L1	14596	14898	15501					

NOTE

SPECIFY:

Metal Finish


Upholstery


Dimensions are in inches and are approximate.


Contact Customer Service if dimensions are critical.

www.deccacontract.com

For complete list of finish options and codes, go to www.deccacontract.com

DESCRIPTION	MODEL	FABRIC GRADES	POWDER COATED	BRUSHED STAINLESS STEEL	POLISHED STAINLESS STEEL	YARDAGE	SQUARE FEET	DIMENSIONS	INCHES	CENTIMETERS
Ethos One Sofa	FT LS515	COM	6140	6447	7061	10	171	OW	82.5	210
Open Arm, Metal Frame		COL	6754	7091	7767			OD	28.5	72
Fixed Seat & Back Cushions		G1	7723	8030	8644			OH	29.5	75
		G2	8345	8652	9266			SH	17	43
		G3	8854	9161	9775			AH	21	54
		G4	9420	9727	10341			SD	19.5	50
		G5	9586	9893	10507			SW	81	206
		L1	16924	17262	17937					

Ethos One Sofa	FT LS520	COM	6481	6805	7453	12	216	OW	86.5	220
Upholstered Arm, Metal Frame		COL	7129	7486	8199			OD	28.5	72
Fixed Seat & Back Cushions		G1	8481	8805	9453			OH	29.5	75
		G2	9267	9591	10239			SH	17	43
		G3	9910	10234	10882			AH	24	61
		G4	10624	10948	11596			SD	19.5	50
		G5	10835	11159	11807			SW	81	206
		L1	19976	20333	21045					

Ethos One Sofa	FT LS525	COM	7051	7404	8109	10	180	OW	86.5	220
Upholstered Arm, Wood Panel		COL	7756	8144	8920			OD	28.5	72
Metal Frame		G1	8717	9070	9775			OH	29.5	75
Fixed Seat & Back Cushions		G2	9373	9725	10430			SH	17	43
		G3	9908	10261	10966			AH	24	61
		G4	10504	10856	11561			SD	19.5	50
		G5	10679	11032	11737			SW	81	206
		L1	18462	18850	19625					

NOTE

SPECIFY:

Metal Finish

Upholstery


Wood / Lacquer Finish


Dimensions are in inches and are approximate.

Contact Customer Service if dimensions are critical.

www.deccacontract.com

For complete list of finish options and codes, go to www.deccacontract.com

DESCRIPTION	MODEL	FABRIC GRADES	POWDER COATED	BRUSHED STAINLESS STEEL	POLISHED STAINLESS STEEL	YARDAGE	SQUARE FEET	DIMENSIONS	INCHES	CENTIMETERS
Ethos Two Sofa	FT LS500	COM	6277	6591	7218	10	180	OW	88.5	225
Open Arm, Metal Frame		COL	6905	7250	7940			OD	33	85
Loose Back & Seat Cushions		G1	7943	8257	8885			OH	29	73
		G2	8598	8912	9540			SH	17	43
		G3	9134	9448	10076			AH	21	54
		G4	9729	10043	10671			SD	19	48
		G5	9905	10219	10847			SW	87	221
		L1	17610	17956	18646					

Ethos Two Sofa	FT LS505	COM	6620	6951	7613	13	234	OW	92.5	235
Upholstered Arm, Metal Frame		COL	7282	7646	8374			OD	33	85
Loose Back & Seat Cushions		G1	8786	9117	9779			OH	29	73
		G2	9638	9969	10631			SH	17	43
		G3	10334	10665	11327			AH	24	61
		G4	11108	11439	12101			SD	19	48
		G5	11336	11667	12329			SW	83	211
		L1	21199	21563	22291					

NOTE

SPECIFY:

Metal Finish


Upholstery


Dimensions are in inches and are approximate.

Contact Customer Service if dimensions are critical.

www.deccacontract.com

For complete list of finish options and codes, go to www.deccacontract.com

DESCRIPTION	MODEL	FABRIC GRADES	POWDER COATED	BRUSHED STAINLESS STEEL	POLISHED STAINLESS STEEL	YARDAGE	SQUARE FEET	DIMENSIONS	INCHES	CENTIMETERS
Ethos Two Sofa	FT LS510L	COM	6423	6744	7386	11	189	OW	92	233
Left Upholstered Arm		COL	7065	7418	8125			OD	33	85
Metal Frame		G1	8172	8494	9136			OH	29	73
Loose Back & Seat Cushions		G2	8860	9182	9824			SH	16	41
		G3	9423	9744	10386			AH	22	56
		G4	10048	10369	11011			SD	22.5	57
		G5	10232	10554	11196			SW	87	221
		L1	18306	18659	19366					

Ethos Two Sofa	FT LS510R	COM	6423	6744	7386	11	189	OW	92	233
Right Upholstered Arm		COL	7065	7418	8125			OD	33	85
Metal Frame		G1	8172	8494	9136			OH	29	73
Loose Back & Seat Cushions		G2	8860	9182	9824			SH	16	41
		G3	9423	9744	10386			AH	22	56
		G4	10048	10369	11011			SD	22.5	57
		G5	10232	10554	11196			SW	87	221
		L1	18306	18659	19366					

NOTE

SPECIFY:

Metal Finish




Upholstery

Dimensions are in inches and are approximate.

Contact Customer Service if dimensions are critical.

www.deccacontract.com

For complete list of finish options and codes, go to www.deccacontract.com



DESCRIPTION	MODEL	FABRIC GRADES	POWDER COATED	BRUSHED STAINLESS STEEL	POLISHED STAINLESS STEEL	YARDAGE	SQUARE FEET	DIMENSIONS	INCHES	CENTIMETERS
Ethos One Ottoman Round, Metal Base 	FT BE615	COM	2071	2174	2381	1	13	OW	20	51
		COL	2278	2392	2619			OD	20	51
		G1	2187	2291	2498			OH	17.5	44
		G2	2233	2337	2544					
		G3	2271	2374	2581					
		G4	2312	2416	2623					
		G5	2325	2428	2635					
		L1	3027	3141	3369					
Ethos One Ottoman Round, Metal Base 	FT BE620	COM	2307	2423	2653	2	27	OW	33	84
		COL	2538	2665	2919			OD	33	84
		G1	2557	2672	2903			OH	17.5	44
		G2	2655	2771	3001					
		G3	2736	2851	3082					
		G4	2825	2940	3171					
		G5	2851	2967	3197					
		L1	4144	4271	4524					
Ethos One Ottoman Round, Metal Base 	FT BE625	COM	2434	2555	2799	2	27	OW	48	122
		COL	2677	2811	3078			OD	48	122
		G1	2683	2805	3049			OH	17.5	44
		G2	2782	2903	3147					
		G3	2862	2984	3227					
		G4	2951	3073	3316					
		G5	2978	3099	3343					
		L1	4283	4417	4684					

NOTE

SPECIFY: Metal Finish Upholstery

Dimensions are in inches and are approximate.
 Contact Customer Service if dimensions are critical.
www.deccacontract.com

For complete list of finish options and codes, go to www.deccacontract.com




DESCRIPTION	MODEL	FABRIC GRADES	POWDER COATED	BRUSHED STAINLESS STEEL	POLISHED STAINLESS STEEL	YARDAGE	SQUARE FEET	DIMENSIONS	INCHES	CENTIMETERS
Ethos Two Ottoman Round, Metal Base 	FT BE605	COM	2034	2135	2339	1	14	OW	20	51
		COL	2237	2349	2573			OD	20	51
		G1	2159	2260	2464			OH	17.5	44
		G2	2208	2310	2513					
		G3	2248	2350	2553					
		G4	2293	2394	2598					
		G5	2306	2408	2611					
		L1	3040	3152	3376					
Ethos Two Ottoman Square, Metal Base 	FT BE610	COM	2318	2433	2665	3	45	OW	33	83
		COL	2549	2677	2932			OD	33	83
		G1	2734	2850	3082			OH	17.5	44
		G2	2898	3014	3246					
		G3	3032	3148	3379					
		G4	3181	3297	3528					
		G5	3225	3340	3572					
		L1	5226	5353	5608					

NOTE

SPECIFY:
 Metal Finish
 Upholstery

Dimensions are in inches and are approximate.
 Contact Customer Service if dimensions are critical.
www.deccacontract.com

For complete list of finish options and codes, go to www.deccacontract.com

DESCRIPTION	MODEL	FABRIC GRADES	POWDER COATED	BRUSHED STAINLESS STEEL	POLISHED STAINLESS STEEL	YARDAGE	SQUARE FEET	DIMENSIONS	INCHES	CENTIMETERS
Ethos One Bench Metal Base 	FT BE630	COM	2163	2271	2487	1	14	OW	20	51
		COL	2379	2498	2736			OD	20	51
		G1	2288	2396	2612			OH	17.5	44
		G2	2337	2445	2661					
		G3	2377	2485	2701					
		G4	2422	2530	2746					
		G5	2435	2543	2759					
		L1	3182	3301	3539					
Ethos One Bench Metal Base 	FT BE635	COM	2404	2524	2765	2	27	OW	40	102
		COL	2645	2777	3041			OD	20	51
		G1	2654	2774	3015			OH	17.5	44
		G2	2752	2873	3113					
		G3	2833	2953	3193					
		G4	2922	3042	3283					
		G5	2948	3069	3309					
		L1	4250	4383	4647					
Ethos One Bench Metal Base 	FT BE640	COM	2555	2683	2939	3	45	OW	60	152
		COL	2811	2952	3233			OD	20	51
		G1	2972	3100	3355			OH	17.5	44
		G2	3136	3264	3519					
		G3	3270	3398	3653					
		G4	3419	3546	3802					
		G5	3463	3590	3846					
		L1	5487	5628	5909					

NOTE

SPECIFY:

Metal Finish







Upholstery

Dimensions are in inches and are approximate.

Contact Customer Service if dimensions are critical.

www.deccacontract.com

For complete list of finish options and codes, go to www.deccacontract.com





DESCRIPTION	MODEL	POWDER COATED	BRUSHED STAINLESS STEEL	POLISHED STAINLESS STEEL	DIMENSIONS			
					INCHES	CENTIMETERS		
Ethos Coffee Table Metal Base  	FT CT400	3041	3193	3497	OW	30	76	
					OD	30	76	
						OH	16	41
	FT CT401	3100	3255	3565	OW	36	91	
					OD	36	91	
					OH	16	41	
	FT CT402	3161	3319	3635	OW	42	107	
					OD	42	107	
					OH	16	41	
Ethos Coffee Table Metal Base  	FT CT500	2966	3114	3410	OW	30	76	
					OD	30	76	
					OH	16	41	
	FT CT501	3026	3178	3480	OW	36	91	
					OD	36	91	
					OH	16	41	
	FT CT502	3085	3240	3548	OW	42	107	
					OD	42	107	
					OH	16	41	
Ethos Coffee Table Metal Base  	FT CT600	3115	3271	3582	OW	42	107	
					OD	19.5	50	
					OH	16	41	
	FT CT601	3235	3397	3720	OW	48	122	
					OD	22.5	57	
					OH	16	41	

NOTE

SPECIFY:
 Metal Finish
 Wood / Lacquer Finish

Dimensions are in inches and are approximate.
 Contact Customer Service if dimensions are critical.
www.deccacontract.com

For complete list of finish options and codes, go to www.deccacontract.com

DESCRIPTION	MODEL	POWDER COATED	BRUSHED STAINLESS STEEL	POLISHED STAINLESS STEEL	DIMENSIONS		
					INCHES	CENTIMETERS	
Ethos Coffee Table Metal Base 	FT CT700	3064	3217	3524	OW	42	107
					OD	21	53
						OH	16
	FT CT701	3125	3281	3594	OW	48	122
					OD	24	61
						OH	16
Ethos Coffee Table Metal Base 	FT CT800	2946	3093	3388	OW	42	107
					OD	21	53
						OH	16
	FT CT801	3005	3155	3456	OW	48	122
					OD	24	61
						OH	16

NOTE

SPECIFY:

Metal Finish



Wood / Lacquer Finish

Dimensions are in inches and are approximate.

Contact Customer Service if dimensions are critical.

www.deccacontract.com

For complete list of finish options and codes, go to www.deccacontract.com


DESCRIPTION	MODEL	POWDER COATED	BRUSHED STAINLESS STEEL	POLISHED STAINLESS STEEL	DIMENSIONS		
					INCHES	CENTIMETERS	
Ethos Side Table Metal Base 	FT ST400	2005	2105	2306	OW	18	46
					OD	18	46
					OH	20	51
	FT ST401	2066	2169	2376	OW	20	51
					OD	20	51
					OH	20	51
	FT ST402	2126	2233	2445	OW	24	61
					OD	24	61
					OH	20	51
Ethos Side Table Metal Base 	FT ST500	1928	2024	2217	OW	18	46
					OD	18	46
					OH	20	51
	FT ST501	1985	2085	2283	OW	20	51
					OD	20	51
					OH	20	51
	FT ST502	2044	2147	2351	OW	24	61
					OD	24	61
					OH	20	51


NOTE


SPECIFY:
 Metal Finish
 Wood / Lacquer Finish

Dimensions are in inches and are approximate.
 Contact Customer Service if dimensions are critical.
www.deccacontract.com

For complete list of finish options and codes, go to www.deccacontract.com

DESCRIPTION	MODEL	FABRIC GRADES	POWDER COATED	BRUSHED STAINLESS STEEL	POLISHED STAINLESS STEEL	YARDAGE	SQUARE FEET	DIMENSIONS	INCHES	CENTIMETERS
Float Armless Lounge Chair Metal Base 	FT TC300	COM	2892	3036	3325	3	54	OW	29	74
		COL	3181	3340	3658			OD	29	73
		G1	3392	3536	3825			OH	28	70
		G2	3588	3733	4022			SH	16	40
		G3	3749	3893	4183			AH	--	--
		G4	3927	4072	4361			SD	19	49
		G5	3980	4125	4414			SW	29	74
		L1	6393	6552	6870					

Float Lounge Chair Upholstered Arm Metal Base 	FT TC305	COM	3210	3371	3692	3	59	OW	38	97
		COL	3531	3708	4061			OD	29	73
		G1	3760	3921	4242			OH	28	70
		G2	3976	4137	4458			SH	16	40
		G3	4153	4314	4635			AH	22	57
		G4	4350	4510	4831			SD	19	49
		G5	4408	4568	4889			SW	29	74
		L1	7064	7241	7594					

Float Lounge Chair Wood Arm Metal Base 	FT TC310	COM	3460	3633	3979	3	54	OW	38	97
		COL	3806	3996	4377			OD	29	73
		G1	3960	4133	4479			OH	28	70
		G2	4156	4329	4675			SH	16	40
		G3	4317	4490	4836			AH	22	57
		G4	4496	4669	5015			SD	19	49
		G5	4548	4721	5067			SW	29	74
		L1	7018	7208	7588					

NOTE

SPECIFY:

Metal Finish

Upholstery



Wood / Lacquer Finish



Dimensions are in inches and are approximate.

Contact Customer Service if dimensions are critical.

www.deccacontract.com

For complete list of finish options and codes, go to www.deccacontract.com

DESCRIPTION	MODEL	FABRIC GRADES	POWDER COATED	BRUSHED STAINLESS STEEL	POLISHED STAINLESS STEEL	YARDAGE	SQUARE FEET	DIMENSIONS	INCHES	CENTIMETERS
Float Armless Lounge Chair	FT TT1912L	COM	3591	3771	4130	3	54	OW	31	79
Left Veneer Tablet Arm		COL	3951	4148	4543			OD	29	73
Metal Base		G1	4091	4271	4630			OH	28	70
		G2	4288	4467	4827			SH	16	40
		G3	4449	4628	4987			AH	--	--
		G4	4627	4807	5166			SD	19	49
		G5	4680	4859	5219			SW	29	74
		L1	7162	7360	7755					

Float Lounge Chair	FT TT1912R	COM	3591	3771	4130	3	54	OW	31	79
Right Veneer Tablet Arm		COL	3951	4148	4543			OD	29	73
Metal Base		G1	4091	4271	4630			OH	28	70
		G2	4288	4467	4827			SH	16	40
		G3	4449	4628	4987			AH	--	--
		G4	4627	4807	5166			SD	19	49
		G5	4680	4859	5219			SW	29	74
		L1	7162	7360	7755					

NOTE

SPECIFY:

Metal Finish

Upholstery


Wood / Lacquer Finish


Dimensions are in inches and are approximate.


Contact Customer Service if dimensions are critical.

www.deccacontract.com

For complete list of finish options and codes, go to www.deccacontract.com

DESCRIPTION	MODEL	FABRIC GRADES	POWDER COATED	BRUSHED STAINLESS STEEL	POLISHED STAINLESS STEEL	YARDAGE	SQUARE FEET	DIMENSIONS	INCHES	CENTIMETERS
Float Armless Sofa Metal Base 	FT TL400	COM	4949	5197	5692	4	72	OW	54	137
		COL	5444	5716	6261			OD	29	73
		G1	5616	5863	6358			OH	28	70
		G2	5878	6125	6620			SH	16	40
		G3	6092	6340	6835			AH	--	--
		G4	6330	6578	7073			SD	19	49
		G5	6401	6648	7143			SW	54	137
		L1	9727	9999	10543					

Float Sofa Upholstered Arm Metal Base 	FT TL405	COM	5263	5526	6052	5	90	OW	63	160
		COL	5789	6079	6658			OD	29	73
		G1	6096	6359	6885			OH	28	70
		G2	6424	6687	7213			SH	16	40
		G3	6691	6955	7481			AH	22	57
		G4	6989	7252	7779			SD	19	49
		G5	7077	7340	7866			SW	54	137
		L1	11142	11431	12010					

Float Sofa Wood Arm Metal Base 	FT TL410	COM	5529	5805	6358	4	72	OW	63	160
		COL	6082	6386	6994			OD	29	73
		G1	6195	6472	7025			OH	28	70
		G2	6458	6734	7287			SH	16	40
		G3	6672	6948	7501			AH	22	57
		G4	6910	7186	7739			SD	19	49
		G5	6980	7257	7810			SW	54	137
		L1	10364	10668	11276					

NOTE

SPECIFY:

Metal Finish

Upholstery

Wood / Lacquer Finish

Dimensions are in inches and are approximate.

Contact Customer Service if dimensions are critical.

www.deccacontract.com

For complete list of finish options and codes, go to www.deccacontract.com

DESCRIPTION	MODEL	FABRIC GRADES	POWDER COATED	BRUSHED STAINLESS STEEL	POLISHED STAINLESS STEEL	YARDAGE	SQUARE FEET	DIMENSIONS	INCHES	CENTIMETERS
Float Armless Sofa	FT TS500	COM	6107	6412	7023	6	99	OW	81	206
Metal Base		COL	6718	7054	7725			OD	29	73
		G1	7023	7329	7939			OH	28	70
		G2	7384	7689	8300			SH	16	40
		G3	7678	7984	8594			AH	--	--
		G4	8006	8311	8922			SD	29	74
		G5	8102	8408	9018			SW	81	206
		L1	12606	12942	13613					



Float Sofa	FT TS505	COM	6373	6692	7329	6	108	OW	90	229
Upholstered Arm		COL	7010	7361	8062			OD	29	73
Metal Base		G1	7373	7691	8329			OH	28	70
		G2	7766	8084	8722			SH	16	40
		G3	8087	8406	9043			AH	22	57
		G4	8444	8763	9400			SD	19	49
		G5	8550	8868	9506			SW	81	206
		L1	13434	13784	14485					



Float Sofa	FT TS510	COM	6787	7126	7805	6	99	OW	90	229
Wood Arm		COL	7465	7839	8585			OD	29	73
Metal Base		G1	7703	8043	8721			OH	28	70
		G2	8064	8403	9082			SH	16	40
		G3	8358	8698	9376			AH	22	57
		G4	8686	9025	9704			SD	19	49
		G5	8782	9122	9800			SW	81	206
		L1	13354	13727	14473					






NOTE

SPECIFY:
 Metal Finish
 Upholstery
 Wood / Lacquer Finish

Dimensions are in inches and are approximate.
 Contact Customer Service if dimensions are critical.
www.deccacontract.com

For complete list of finish options and codes, go to www.deccacontract.com

















DESCRIPTION	MODEL	FABRIC GRADES	POWDER COATED	BRUSHED STAINLESS STEEL	POLISHED STAINLESS STEEL	YARDAGE	SQUARE FEET	DIMENSIONS	INCHES	CENTIMETERS
Float Bench Metal Base 	FT BE650	COM	3930	4126	4519	1	15	OW	29	74
		COL	4323	4539	4971			OD	20	51
		G1	4071	4268	4661			OH	17	43
		G2	4127	4323	4716					
		G3	4172	4369	4762					
		G4	4223	4420	4812					
		G5	4238	4434	4827					
		L1	5233	5449	5881					
Float Bench Metal Base 	FT BE660	COM	4552	4780	5235	3	45	OW	54	137
		COL	5007	5257	5758			OD	20	51
		G1	4968	5196	5651			OH	17	43
		G2	5132	5360	5815					
		G3	5266	5494	5949					
		G4	5415	5643	6098					
		G5	5459	5687	6142					
		L1	7684	7934	8435					
Float Bench Metal Base 	FT BE670	COM	4882	5126	5614	3	54	OW	81	206
		COL	5370	5639	6176			OD	20	51
		G1	5382	5626	6114			OH	17	43
		G2	5578	5822	6311					
		G3	5739	5983	6471					
		G4	5918	6162	6650					
		G5	5970	6214	6703					
		L1	8582	8850	9387					

NOTE

SPECIFY:
 Metal Finish
 Upholstery

Dimensions are in inches and are approximate.
 Contact Customer Service if dimensions are critical.
www.deccacontract.com

For complete list of finish options and codes, go to www.deccacontract.com




DESCRIPTION	MODEL	POWDER COATED	BRUSHED STAINLESS STEEL	POLISHED STAINLESS STEEL	DIMENSIONS		
					INCHES	CENTIMETERS	
Float Coffee Table Metal Base  	FT CT100	3267	3430	3757	OW	30	76
					OD	30	76
						OH	15
 	FT CT105	3469	3643	3989	OW	36	91
					OD	36	91
						OH	15
 	FT CT110	3595	3775	4134	OW	42	107
					OD	42	107
						OH	15
Float Coffee Table Metal Base  	FT CT300	3188	3347	3666	OW	30	76
					OD	30	76
						OH	15
 	FT CT305	3390	3559	3898	OW	36	91
					OD	36	91
						OH	15
 	FT CT310	3516	3691	4043	OW	42	107
					OD	42	107
						OH	15
Float Coffee Table Metal Base  	FT CT900	4036	4238	4642	OW	42	107
					OD	24	61
						OH	15
 	FT CT905	4235	4446	4870	OW	50	127
					OD	28	71
						OH	15

NOTE

SPECIFY:
 Metal Finish
 Wood / Lacquer Finish

Dimensions are in inches and are approximate.
 Contact Customer Service if dimensions are critical.
www.deccacontract.com

For complete list of finish options and codes, go to www.deccacontract.com


DESCRIPTION	MODEL	POWDER COATED	BRUSHED STAINLESS STEEL	POLISHED STAINLESS STEEL	DIMENSIONS		
					INCHES	CENTIMETERS	
Float Side Table Metal Base 	FT ST100	2278	2391	2619	OW	18	46
					OD	18	46
					OH	20	51
	FT ST105	2302	2417	2647	OW	20	51
					OD	20	51
					OH	20	51
	FT ST110	2340	2457	2691	OW	24	61
					OD	24	61
					OH	20	51
Float Side Table Metal Base 	FT ST200	2183	2292	2510	OW	18	46
					OD	18	46
					OH	20	51
	FT ST205	2200	2310	2530	OW	20	51
					OD	20	51
					OH	20	51
	FT ST210	2238	2350	2574	OW	24	61
					OD	24	61
					OH	20	51
Float Cantilever Work Table Metal Base 	FT ST120	2502	2627	2877	OW	16	41
					OD	18	46
					OH	24	61

NOTE

SPECIFY:
 Metal Finish
 Wood / Lacquer Finish

Dimensions are in inches and are approximate.
 Contact Customer Service if dimensions are critical.
www.deccacontract.com

For complete list of finish options and codes, go to www.deccacontract.com

DESCRIPTION	MODEL	FABRIC GRADES	STANDARD FINISH	PREMIUM WOOD	YARDAGE	SQUARE FEET	DIMENSIONS	INCHES	CENTIMETERS
Hannah Arm Chair	OV 510-20	COM	2390	3106	2	36	OW	21	53
Upholstered Back and Seat		COL	2628	3417			OD	23.5	60
Wood Frame		G1	2723	3440			OH	35.5	90
		G2	2854	3571			SH	18.5	47
		G3	2961	3678			AH	25	64
		G4	3080	3797			SD	19	48
		G5	3115	3832			SW	20	51
		L1	4770	5558					

NOTE

SPECIFY:

Standard Finish

Premium Wood: Maple, Oak & Walnut

Wood / Lacquer Finish



Upholstery

Dimensions are in inches and are approximate.

Contact Customer Service if dimensions are critical.

www.deccacontract.com

For complete list of finish options and codes, go to www.deccacontract.com

DESCRIPTION	MODEL	FABRIC GRADES	STANDARD FINISH	PREMIUM WOOD	YARDAGE	SQUARE FEET	DIMENSIONS	INCHES	CENTIMETERS
Lombard Lounge Chair	BK LC500UB	COM	5244	6818	4	72	OW	28	71
Upholstered Back and Seat		COL	5769	7500			OD	24	61
Wood Frame		G1	5911	7484			OH	30	76
		G2	6173	7746			SH	17	44
		G3	6387	7961			AH	25	63
		G4	6625	8199			SD	20.25	51
		G5	6696	8269			SW	25	64
		L1	10051	11782					

NOTE

SPECIFY:

Standard Finish

Premium Wood: Maple, Oak & Walnut

Wood / Lacquer Finish



Upholstery

Dimensions are in inches and are approximate.

Contact Customer Service if dimensions are critical.

www.deccacontract.com

For complete list of finish options and codes, go to www.deccacontract.com

DESCRIPTION	MODEL	FABRIC GRADES	STANDARD FINISH	PREMIUM WOOD	YARDAGE	SQUARE FEET	DIMENSIONS	INCHES	CENTIMETERS
Lombard Side Chair	BK SC550UB	COM	2291	2978	3	45	OW	23.5	60
Upholstered Back and Seat		COL	2520	3276			OD	23.5	60
Wood Frame		G1	2707	3394			OH	32.5	83
		G2	2871	3558			SH	19	48
		G3	3005	3692			AH	26	66
		G4	3154	3841			SD	17	43
		G5	3198	3885			SW	21	54
		L1	5196	5952					

NOTE

SPECIFY:

Standard Finish

Premium Wood: Maple, Oak & Walnut

Wood / Lacquer Finish

Upholstery

Dimensions are in inches and are approximate.

Contact Customer Service if dimensions are critical.

www.deccacontract.com

For complete list of finish options and codes, go to www.deccacontract.com

DESCRIPTION	MODEL	FABRIC GRADES	STANDARD FINISH	PREMIUM WOOD	YARDAGE	SQUARE FEET	DIMENSIONS	INCHES	CENTIMETERS
Madison Arm Chair	OV 580-20	COM	2022	2628	2	36	OW	23	58
Upholstered Back and Seat		COL	2224	2891			OD	25.5	65
Wood Frame		G1	2355	2962			OH	32.75	83
		G2	2486	3093			SH	18	46
		G3	2593	3200			AH	25.5	65
		G4	2712	3319			SD	19	48
		G5	2747	3354			SW	20	51
		L1	4365	5032					



NOTE

SPECIFY:

Standard Finish

Premium Wood: Maple, Oak & Walnut

Wood / Lacquer Finish


Upholstery

Dimensions are in inches and are approximate.

Contact Customer Service if dimensions are critical.

www.deccacontract.com

For complete list of finish options and codes, go to www.deccacontract.com

DESCRIPTION	MODEL	FABRIC GRADES	STANDARD FINISH	PREMIUM WOOD	YARDAGE	SQUARE FEET	DIMENSIONS	INCHES	CENTIMETERS
Merced Side Chair	DG SC120	COM	2353	3058	2	27	OW	24	61
Open Arm		COL	2588	3364			OD	25	64
Upholstered Back & Seat		G1	2603	3308			OH	31	80
Wood Frame		G2	2701	3407			SH	17	44
		G3	2781	3487			AH	25	63
		G4	2870	3576			SD	20.5	52
		G5	2897	3603			SW	21	54
		L1	4194	4970					

NOTE

SPECIFY:

Standard Finish

Premium Wood: Maple, Oak & Walnut

Wood / Lacquer Finish



Upholstery

Dimensions are in inches and are approximate.

Contact Customer Service if dimensions are critical.

www.deccacontract.com

For complete list of finish options and codes, go to www.deccacontract.com

DESCRIPTION	MODEL	FABRIC GRADES	STANDARD FINISH	PREMIUM WOOD	YARDAGE	SQUARE FEET	DIMENSIONS	INCHES	CENTIMETERS
Morgan Arm Chair	OV 550-20	COM	2041	2653	2	27	OW	24	61
Upholstered Back and Seat		COL	2245	2919			OD	25	64
Wood Frame		G1	2291	2903			OH	31	80
		G2	2389	3002			SH	17	44
		G3	2470	3082			AH	25	63
		G4	2559	3171			SD	20.5	52
		G5	2585	3198			SW	21	54
		L1	3851	4524					

NOTE

SPECIFY:

Standard Finish

Premium Wood: Maple, Oak & Walnut

Wood / Lacquer Finish


Upholstery

Dimensions are in inches and are approximate.

Contact Customer Service if dimensions are critical.

www.deccacontract.com

For complete list of finish options and codes, go to www.deccacontract.com

DESCRIPTION	MODEL	POWDER COATED	BRUSHED STAINLESS STEEL	POLISHED STAINLESS STEEL	DIMENSIONS		
					INCHES	CENTIMETERS	
Museum Bench Metal Base	DG BE7224	6074	6378	6986	OW	72	183
					OD	24.5	62
					OH	14	35
	DG BE8424	6281	6595	7223	OW	84	213
					OD	24.5	62
					OH	14	35
	DG BE9624	6490	6814	7463	OW	96	244
					OD	24.5	62
					OH	14	35

NOTE

SPECIFY:

Metal Finish





Wood Finish

Dimensions are in inches and are approximate.

Contact Customer Service if dimensions are critical.

www.deccacontract.com

For complete list of finish options and codes, go to www.deccacontract.com


DESCRIPTION	MODEL	FABRIC GRADES	POWDER COATED	BRUSHED STAINLESS STEEL	POLISHED STAINLESS STEEL	YARDAGE	SQUARE FEET	DIMENSIONS	INCHES	CENTIMETERS
Museum Lounge Chair Upholstered Rear Panel Metal Base 	DG LC300	COM	3633	3815	4178	2	27	OW	26	65
		COL	3996	4196	4596			OD	29	74
		G1	3883	4064	4428			OH	28	70
		G2	3981	4163	4526			SH	15	38
		G3	4061	4243	4606					
		G4	4151	4332	4696					
		G5	4177	4359	4722					
		L1	5602	5802	6201					
Museum Lounge Chair Wood Rear Panel Metal Base 	DG LC300V	COM	3944	4141	4535	2	27	OW	26	65
		COL	4338	4555	4989			OD	29	74
		G1	4194	4391	4785			OH	28	70
		G2	4292	4489	4884			SH	15	38
		G3	4372	4570	4964					
		G4	4462	4659	5053					
		G5	4488	4685	5080					
		L1	5944	6161	6595					
Museum Counter Stool Metal Base 	DG SL100	COM	1775	1864	2042	1	12	OW	15	38
		COL	1953	2051	2246			OD	18	45
		G1	1884	1972	2150			OH	30	75
		G2	1926	2015	2193			SH	26	65
		G3	1961	2050	2227					
		G4	2000	2089	2266					
		G5	2011	2100	2277					
		L1	2649	2746	2942					
Museum Bar Stool Metal Base 	DG SL105	COM	1809	1900	2080	1	15	OW	15	38
		COL	1990	2089	2288			OD	18	45
		G1	1951	2041	2222			OH	34	86
		G2	2006	2097	2278			SH	30	76
		G3	2052	2142	2323					
		G4	2103	2193	2374					
		G5	2117	2208	2389					
		L1	2900	2999	3198					

NOTE

SPECIFY:
 Metal Finish
 Upholstery
 Wood Finish

Dimensions are in inches and are approximate.
 Contact Customer Service if dimensions are critical.
www.deccacontract.com

For complete list of finish options and codes, go to www.deccacontract.com

DESCRIPTION	MODEL	POWDER COATED	BRUSHED STAINLESS STEEL	POLISHED STAINLESS STEEL		DIMENSIONS		
						INCHES	CENTIMETERS	
Museum Side Table	DG ST201	2010	2111	2312	Wood Inset Top	OW	18	46
Inset Top						OD	18	46
Metal Base	DG ST201M	2345	2462	2697	Metal Inset Top	OH	22	56
	DG ST201WP	1928	2024	2217	White Back Painted Inset Glass Top			
	DG ST201TP	1928	2024	2217	Black Back Painted Inset Glass Top			
	DG ST201XX	1996	2096	2295	Frosted Mirror Inset Glass Top			
	DG ST201BM	2066	2169	2376	Black Frosted Mirror Inset Glass Top			
	DG ST201SBM	2066	2169	2376	Bronze Frosted Mirror Inset Glass Top			
	DG ST201GM	2066	2169	2376	Gray Frosted Mirror Inset Glass Top			

NOTE

SPECIFY:

Metal Base Finish



Wood Finish

Dimensions are in inches and are approximate.

Contact Customer Service if dimensions are critical.

www.deccacontract.com

For complete list of finish options and codes, go to www.deccacontract.com



DESCRIPTION	MODEL	POWDER COATED	BRUSHED STAINLESS STEEL	POLISHED STAINLESS STEEL	DIMENSIONS		
					INCHES	CENTIMETERS	
Museum Coffee Table Inset Top: Clear Glass Metal Frame 2 drawers 	DG CT170	11330	11897	13030	OW	36	91
					OD	36	91
					OH	14.5	37
	DG CT171	11936	12532	13726	OW	42	107
					OD	42	107
					OH	14.5	37
	DG CT172	12823	13464	14746	OW	48	122
					OD	48	122
					OH	14.5	37
Museum Coffee Table Inset Top: Clear Glass Metal Frame 	DG CT175	9849	10341	11326	OW	36	91
					OD	36	91
					OH	14.5	37
	DG CT176	10374	10893	11930	OW	42	107
					OD	42	107
					OH	14.5	37
	DG CT177	10900	11445	12535	OW	48	122
					OD	48	122
					OH	14.5	37

NOTE

SPECIFY:
 Metal Finish
 Wood / Lacquer Finish

Dimensions are in inches and are approximate.
 Contact Customer Service if dimensions are critical.
www.deccacontract.com

For complete list of finish options and codes, go to www.deccacontract.com





DESCRIPTION	MODEL	POWDER COATED	BRUSHED STAINLESS STEEL	POLISHED STAINLESS STEEL	DIMENSIONS		
					INCHES	CENTIMETERS	
Museum Coffee Table Inset Top: Clear Glass Metal Frame 2 drawers 	DG CT180	10761	11300	12376	OW	36	91
					OD	36	91
					OH	14.5	37
	DG CT181	11330	11897	13030	OW	42	107
					OD	42	107
					OH	14.5	37
	DG CT182	11905	12500	13691	OW	48	122
					OD	48	122
					OH	14.5	37
Museum Coffee Table Inset Top: Clear Glass Metal Frame 	DG CT185	9356	9823	10759	OW	36	91
					OD	36	91
					OH	14.5	37
	DG CT186	9850	10342	11327	OW	42	107
					OD	42	107
					OH	14.5	37
	DG CT187	10356	10873	11909	OW	48	122
					OD	48	122
					OH	14.5	37

NOTE

SPECIFY:
 Metal Finish
 Wood / Lacquer Finish

Dimensions are in inches and are approximate.
 Contact Customer Service if dimensions are critical.
www.deccacontract.com

For complete list of finish options and codes, go to www.deccacontract.com

DESCRIPTION	MODEL	POWDER COATED	BRUSHED STAINLESS STEEL	POLISHED STAINLESS STEEL	DIMENSIONS		
					INCHES	CENTIMETERS	
Museum Coffee Table Inset Top: Clear Glass Metal Frame 2 drawers 	DG CT190	10125	10631	11644	OW	42	107
					OD	30	76
					OH	14.5	37
Museum Coffee Table Inset Top: Clear Glass Metal Frame 2 drawers 	DG CT195	10660	11193	12259	OW	48	122
					OD	36	91
					OH	14.5	37
Museum Coffee Table Inset Top: Clear Glass Metal Frame 2 drawers 	DG CT196	8803	9243	10123	OW	42	107
					OD	30	76
					OH	14.5	37
Museum Coffee Table Inset Top: Clear Glass Metal Frame 2 drawers 	DG CT197	9264	9728	10654	OW	48	122
					OD	36	91
					OH	14.5	37

NOTE

SPECIFY:
Metal Finish
Wood / Lacquer Finish

Dimensions are in inches and are approximate.
Contact Customer Service if dimensions are critical.
www.deccacontract.com

For complete list of finish options and codes, go to www.deccacontract.com

DESCRIPTION	MODEL	FABRIC GRADES	LIST PRICE	PREMIUM WOOD	YARDAGE	SQUARE FEET	DIMENSIONS	INCHES	CENTIMETERS
Mya Arm Chair	OV 560-20	COM	2041	2653	2	36	OW	23	58
Upholstered Back and Seat		COL	2245	2919			OD	26	65
Wood Frame		G1	2374	2987			OH	32.75	83
		G2	2505	3118			SH	18	46
		G3	2612	3225			AH	25.5	65
		G4	2731	3344			SD	19	48
		G5	2767	3379			SW	20	51
		L1	4386	5060					



NOTE

SPECIFY:

Standard Finish

Premium Wood: Maple, Oak & Walnut

Wood / Lacquer Finish




Upholstery

Dimensions are in inches and are approximate.

Contact Customer Service if dimensions are critical.

www.deccacontract.com

For complete list of finish options and codes, go to www.deccacontract.com




DESCRIPTION	MODEL	FABRIC GRADES	LIST PRICE	YARDAGE	SQUARE FEET	DIMENSIONS	INCHES	CENTIMETERS
Nina One Lounge Chair Tight Seat Wood Legs 	JS TC300	COM	2891	5	81	OW	31	79
		COL	3180			OD	31	78
		G1	3640			OH	30	77
		G2	3935			SH	17.5	44
		G3	4176			AH	21	54
		G4	4444			SD	19.5	50
		G5	4523			SW	24.5	62
		L1	7997					
Nina One Love Seat Tight Seat Wood Legs 	JS TL400	COM	3556	7	117	OW	60	152
		COL	3911			OD	31	78
		G1	4639			OH	30	77
		G2	5064			SH	17.5	44
		G3	5413			AH	21	54
		G4	5800			SD	19.5	50
		G5	5914			SW	53	135
		L1	10870					
Nina One Sofa Tight Seat Wood Legs 	JS TS500	COM	4372	10	171	OW	86	218
		COL	4809			OD	31	78
		G1	5955			OH	30	77
		G2	6577			SH	17.5	44
		G3	7086			AH	21	54
		G4	7652			SD	19.5	50
		G5	7819			SW	79.25	201
		L1	14980					

NOTE

SPECIFY:
 Wood / Lacquer Finish
 upholstery

Dimensions are in inches and are approximate.
 Contact Customer Service if dimensions are critical.
www.deccacontract.com

For complete list of finish options and codes, go to www.deccacontract.com


DESCRIPTION	MODEL	FABRIC GRADES	POWDER COATED	BRUSHED STAINLESS STEEL	POLISHED STAINLESS STEEL	YARDAGE	SQUARE FEET	DIMENSIONS	INCHES	CENTIMETERS
Nina One Lounge Chair Tight Seat Metal Legs 	JS TC320	COM	3359	3527	3863	5	81	OW	31	79
		COL	3695	3880	4249			OD	31	78
		G1	4109	4277	4613			OH	30	77
		G2	4404	4572	4908			SH	17.5	44
		G3	4645	4813	5149			AH	21	54
		G4	4913	5081	5417			SD	19.5	50
		G5	4992	5160	5496			SW	24.5	62
		L1	8513	8697	9067					
Nina One Love Seat Tight Seat Metal Legs 	JS TL420	COM	4024	4225	4628	7	117	OW	60	152
		COL	4426	4648	5090			OD	31	78
		G1	5107	5308	5711			OH	30	77
		G2	5533	5734	6137			SH	17.5	44
		G3	5881	6082	6485			AH	21	54
		G4	6268	6469	6872			SD	19.5	50
		G5	6382	6584	6986			SW	53	135
		L1	11385	11607	12049					
Nina One Sofa Tight Seat Metal Legs 	JS TS520	COM	4844	5086	5571	10	171	OW	86	218
		COL	5328	5595	6128			OD	31	78
		G1	6427	6669	7154			OH	30	77
		G2	7049	7292	7776			SH	17.5	44
		G3	7558	7801	8285			AH	21	54
		G4	8124	8366	8850			SD	19.5	50
		G5	8291	8533	9017			SW	79.25	201
		L1	15499	15765	16298					


NOTE


SPECIFY:
 Metal Finish
 upholstery

Dimensions are in inches and are approximate.
 Contact Customer Service if dimensions are critical.
www.deccacontract.com

For complete list of finish options and codes, go to www.deccacontract.com

DESCRIPTION	MODEL	FABRIC GRADES	LIST PRICE	YARDAGE	SQUARE FEET	DIMENSIONS	INCHES	CENTIMETERS
Nina One Armless Lounge Chair	JS TC325	COM	2570	3	54	OW	25	64
Tight Cushion		COL	2827			OD	31	78
Wood Legs		G1	3070			OH	30	77
		G2	3266			SH	17.5	44
		G3	3427			AH	--	--
		G4	3606			SD	19.5	50
		G5	3658			SW	25	64
		L1	6038					

Nina One Armless Love Seat	JS TL425	COM	3238	5	90	OW	54	137
Tight Cushion		COL	3562			OD	31	78
Wood Legs		G1	4032			OH	30	77
		G2	4344			SH	17.5	44
		G3	4599			AH	--	--
		G4	4882			SD	19.5	50
		G5	5052			SW	52	132
		L1	8662					

Nina One Armless Sofa	JS TS525	COM	4055	7	126	OW	80	203
Tight Cushion		COL	4460			OD	31	78
Wood Legs		G1	5221			OH	30	77
		G2	5680			SH	17.5	44
		G3	6055			AH	--	--
		G4	6471			SD	19.5	50
		G5	6594			SW	76	193
		L1	11954					

NOTE

SPECIFY:

Wood / Lacquer Finish


upholstery


Dimensions are in inches and are approximate.


Contact Customer Service if dimensions are critical.

www.deccacontract.com

For complete list of finish options and codes, go to www.deccacontract.com

DESCRIPTION	MODEL	FABRIC GRADES	POWDER COATED	BRUSHED STAINLESS STEEL	POLISHED STAINLESS STEEL	YARDAGE	SQUARE FEET	DIMENSIONS	INCHES	CENTIMETERS
Nina One Armless Lounge Chair	JS TC330	COM	2694	2829	3098	3	54	OW	25	64
Tight Cushion		COL	2964	3112	3408			OD	31	78
Metal Legs		G1	3194	3329	3598			OH	30	77
		G2	3391	3525	3795			SH	17.5	44
		G3	3551	3686	3955			AH	--	--
		G4	3730	3865	4134			SD	19.5	50
		G5	3783	3917	4187			SW	25	64
		L1	6175	6323	6620					

Nina One Armless Love Seat	JS TL430	COM	3399	3569	3909	5	90	OW	54	137
Tight Cushion		COL	3739	3926	4299			OD	31	78
Metal Legs		G1	4232	4402	4742			OH	30	77
		G2	4559	4729	5069			SH	17.5	44
		G3	4827	4997	5337			AH	--	--
		G4	5125	5295	5635			SD	19.5	50
		G5	5213	5383	5723			SW	52	132
		L1	9092	9278	9652					

Nina One Armless Sofa	JS TS530	COM	4260	4473	4899	7	126	OW	80	203
Tight Cushion		COL	4686	4920	5389			OD	31	78
Metal Legs		G1	5426	5640	6066			OH	30	77
		G2	5885	6098	6524			SH	17.5	44
		G3	6260	6473	6899			AH	--	--
		G4	6677	6890	7316			SD	19.5	50
		G5	6800	7013	7439			SW	76	193
		L1	12180	12414	12883					

NOTE

SPECIFY:

Metal Finish


upholstery


Dimensions are in inches and are approximate.


Contact Customer Service if dimensions are critical.

www.deccacontract.com

For complete list of finish options and codes, go to www.deccacontract.com

DESCRIPTION	MODEL	FABRIC GRADES	LIST PRICE	YARDAGE	SQUARE FEET	DIMENSIONS	INCHES	CENTIMETERS
Nina Two Lounge Chair	JS LC330	COM	3029	5	90	OW	32	81
Loose Seat Cushion		COL	3332			OD	34	86
Wood Legs		G1	3862			OH	30	77
		G2	4190			SH	16	42
		G3	4458			AH	19	48
		G4	4756			SD	21	54
		G5	4843			SW	25	64
		L1	8685					

Nina Two Love Seat	JS LL430	COM	3698	9	162	OW	64	163
Loose Seat Cushion		COL	4068			OD	34	86
Wood Legs		G1	5197			OH	30	77
		G2	5787			SH	16	42
		G3	6269			AH	19	48
		G4	6805			SD	21	54
		G5	6963			SW	57	145
		L1	13703					

Nina Two Sofa	JS LS530	COM	4514	13	234	OW	90	229
Loose Seat Cushion		COL	4966			OD	34	86
Wood Legs		G1	6680			OH	30	77
		G2	7532			SH	16	42
		G3	8229			AH	19	48
		G4	9002			SD	21	53
		G5	9231			SW	83	211
		L1	18883					

NOTE

SPECIFY:

Wood / Lacquer Finish


upholstery


Dimensions are in inches and are approximate.


Contact Customer Service if dimensions are critical.

www.deccacontract.com

For complete list of finish options and codes, go to www.deccacontract.com

DESCRIPTION	MODEL	FABRIC GRADES	POWDER COATED	BRUSHED STAINLESS STEEL	POLISHED STAINLESS STEEL	YARDAGE	SQUARE FEET	DIMENSIONS	INCHES	CENTIMETERS
Nina Two Lounge Chair	JS LC345	COM	3498	3673	4023	5	90	OW	32	81
Loose Seat Cushion		COL	3848	4040	4425			OD	34	86
Metal Legs		G1	4331	4506	4856			OH	30	77
		G2	4659	4833	5183			SH	16	42
		G3	4926	5101	5451			AH	19	48
		G4	5224	5399	5749			SD	21	54
		G5	5312	5487	5837			SW	25	64
		L1	9201	9393	9778					

Nina Two Love Seat	JS LL445	COM	4166	4375	4791	9	162	OW	64	163
Loose Seat Cushion		COL	4583	4812	5271			OD	34	86
Metal Legs		G1	5666	5874	6291			OH	30	77
		G2	6256	6464	6881			SH	16	42
		G3	6738	6946	7363			AH	19	48
		G4	7274	7482	7899			SD	21	54
		G5	7432	7640	8057			SW	57	145
		L1	14218	14447	14906					


Nina Two Sofa	JS LS545	COM	4983	5232	5730	13	234	OW	90	229
Loose Seat Cushion		COL	5481	5755	6303			OD	34	86
Metal Legs		G1	7149	7398	7896			OH	30	77
		G2	8001	8250	8748			SH	16	42
		G3	8697	8946	9445			AH	19	48
		G4	9471	9720	10218			SD	21	53
		G5	9699	9948	10447			SW	83	211
		L1	19399	19673	20221					


NOTE


SPECIFY:
Metal Finish
upholstery

Dimensions are in inches and are approximate.
Contact Customer Service if dimensions are critical.
www.deccacontract.com

For complete list of finish options and codes, go to www.deccacontract.com

DESCRIPTION	MODEL	FABRIC GRADES	LIST PRICE	YARDAGE	SQUARE FEET	DIMENSIONS	INCHES	CENTIMETERS
Nina Two Armless Lounge Chair	JS LC335	COM	2570	4	63	OW	25	64
Loose Seat Cushion		COL	2827			OD	34	86
Wood Legs		G1	3153			OH	30	77
		G2	3382			SH	16	42
		G3	3570			AH	--	--
		G4	3778			SD	21	54
		G5	3840			SW	25	64
		L1	6574					

Nina Two Armless Love Seat	JS LL435	COM	3238	8	135	OW	52	132
Loose Seat Cushion		COL	3562			OD	34	86
Wood Legs		G1	4488			OH	30	77
		G2	4979			SH	16	42
		G3	5381			AH	--	--
		G4	5828			SD	21	54
		G5	5959			SW	52	132
		L1	11592					

Nina Two Armless Sofa	JS LS535	COM	4055	11	198	OW	76	193
Loose Seat Cushion		COL	4460			OD	34	86
Wood Legs		G1	5888			OH	30	77
		G2	6608			SH	16	42
		G3	7198			AH	--	--
		G4	7852			SD	21	54
		G5	8046			SW	76	193
		L1	16236					

NOTE

SPECIFY:

Wood / Lacquer Finish


upholstery


Dimensions are in inches and are approximate.


Contact Customer Service if dimensions are critical.

www.deccacontract.com

For complete list of finish options and codes, go to www.deccacontract.com

DESCRIPTION	MODEL	FABRIC GRADES	POWDER COATED	BRUSHED STAINLESS STEEL	POLISHED STAINLESS STEEL	YARDAGE	SQUARE FEET	DIMENSIONS	INCHES	CENTIMETERS
Nina Two Armless Lounge Chair	JS LC340	COM	2694	2829	3098	4	63	OW	25	64
Loose Seat Cushion		COL	2964	3112	3408			OD	34	86
Metal Legs		G1	3277	3412	3681			OH	30	77
		G2	3507	3641	3911			SH	16	42
		G3	3694	3829	4098			AH	--	--
		G4	3902	4037	4307			SD	21	54
		G5	3964	4099	4368			SW	25	64
		L1	6711	6859	7155					

Nina Two Armless Love Seat	JS LL440	COM	3399	3569	3909	8	135	OW	52	132
Loose Seat Cushion		COL	3739	3926	4299			OD	34	86
Metal Legs		G1	4648	4818	5158			OH	30	77
		G2	5140	5310	5650			SH	16	42
		G3	5542	5712	6051			AH	--	--
		G4	5988	6158	6498			SD	21	54
		G5	6120	6290	6630			SW	52	132
		L1	11768	11955	12329					

Nina Two Armless Sofa	JS LS540	COM	4260	4473	4899	11	198	OW	76	193
Loose Seat Cushion		COL	4686	4920	5389			OD	34	86
Metal Legs		G1	6093	6306	6732			OH	30	77
		G2	6814	7027	7453			SH	16	42
		G3	7403	7616	8042			AH	--	--
		G4	8058	8271	8697			SD	21	54
		G5	8251	8464	8890			SW	76	193
		L1	16462	16697	17165					

NOTE

SPECIFY:

Metal Finish




upholstery

Dimensions are in inches and are approximate.

Contact Customer Service if dimensions are critical.

www.deccacontract.com

For complete list of finish options and codes, go to www.deccacontract.com



DESCRIPTION	MODEL	LIST PRICE		DIMENSIONS	INCHES	CENTIMETERS
Nina Coffee Table	JS CT115	2404	Wood Inset Top	OW	36	91
Inset Top				OD	36	91
Wood Base	JS CT115P	2308	Lacquer Inset Top	OH	14	36
	JS CT115WP	2322	White Back Painted Inset GlassTop			
	JS CT115TP	2322	Black Back Painted Inset Glass Top			
	JS CT115XX	2384	Frosted Mirror Inset Glass Top			
	JS CT115BM	2308	Black Mirror Inset Glass Top			
	JS CT115BX	2460	Bronze Frosted Mirror Inset Glass Top			
	JS CT115GX	2460	Gray Frosted Mirror Inset Glass Top			
	JS CT115SS	2756	Solid Surface Inset Top			
	JS CT115CAS	3425	Carerra Stone Inset Top			
	JS CT115EMS	3583	Emperador Stone Inset Top			
	JS CT115NMS	3404	Nero Marquina Stone Inset Top			

NOTE

SPECIFY:
Wood / Lacquer Finish

Dimensions are in inches and are approximate.
Contact Customer Service if dimensions are critical.
www.deccacontract.com

For complete list of finish options and codes, go to www.deccacontract.com

DESCRIPTION	MODEL	LIST PRICE		DIMENSIONS		
				INCHES	CENTIMETERS	
Nina Coffee Table	JS CT120	2525	Wood Inset Top	OW	42	107
Inset Top				OD	42	107
Wood Base	JS CT120P	2420	Lacquer Inset Top	OH	14	36
	JS CT120WP	2434	White Back Painted Inset GlassTop			
	JS CT120TP	2434	Black Back Painted Inset Glass Top			
	JS CT120XX	2496	Frosted Mirror Inset Glass Top			
	JS CT120BM	2420	Black Mirror Inset Glass Top			
	JS CT120BX	2579	Bronze Frosted Mirror Inset Glass Top			
	JS CT120GX	2579	Gray Frosted Mirror Inset Glass Top			
	JS CT120SS	2896	Solid Surface Inset Top			
	JS CT120CAS	3592	Carerra Stone Inset Top			
	JS CT120EMS	3764	Emperador Stone Inset Top			
	JS CT120NMS	3571	Nero Marquina Stone Inset Top			

NOTE

SPECIFY:




Wood / Lacquer Finish

Dimensions are in inches and are approximate.

Contact Customer Service if dimensions are critical.

www.deccacontract.com

For complete list of finish options and codes, go to www.deccacontract.com

DESCRIPTION	MODEL	LIST PRICE		DIMENSIONS	INCHES	CENTIMETERS
Nina Coffee Table	JS CT125	2636	Wood Inset Top	OW	48	122
Inset Top				OD	48	122
Wood Base	JS CT125P	2533	Lacquer Inset Top	OH	14	36
	JS CT125WP	2540	White Back Painted Inset GlassTop			
	JS CT125TP	2540	Black Back Painted Inset Glass Top			
	JS CT125XX	2614	Frosted Mirror Inset Glass Top			
	JS CT125BM	2533	Black Mirror Inset Glass Top			
	JS CT125BX	2698	Bronze Frosted Mirror Inset Glass Top			
	JS CT125GX	2698	Gray Frosted Mirror Inset Glass Top			
	JS CT125SS	3022	Solid Surface Inset Top			
	JS CT125CAS	3752	Carerra Stone Inset Top			
	JS CT125EMS	3932	Emperador Stone Inset Top			
	JS CT125NMS	3732	Nero Marquina Stone Inset Top			

NOTE

SPECIFY:


Wood / Lacquer Finish

Dimensions are in inches and are approximate.

Contact Customer Service if dimensions are critical.

www.deccacontract.com

For complete list of finish options and codes, go to www.deccacontract.com

DESCRIPTION	MODEL	LIST PRICE		DIMENSIONS		
				INCHES	CENTIMETERS	
Nina Coffee Table	JS CT105	2404	Wood Inset Top	OW	48	122
Inset Top				OD	22	56
Wood Base	JS CT105P	2308	Lacquer Inset Top	OH	14	36
	JS CT105WP	2322	White Back Painted Inset GlassTop			
	JS CT105TP	2322	Black Back Painted Inset Glass Top			
	JS CT105XX	2384	Frosted Mirror Inset Glass Top			
	JS CT105BM	2308	Black Mirror Inset Glass Top			
	JS CT105BX	2460	Bronze Frosted Mirror Inset Glass Top			
	JS CT105GX	2460	Gray Frosted Mirror Inset Glass Top			
	JS CT105SS	2756	Solid Surface Inset Top			
	JS CT105CAS	3425	Carerra Stone Inset Top			
	JS CT105EMS	3583	Emperador Stone Inset Top			
	JS CT105NMS	3404	Nero Marquina Stone Inset Top			

NOTE

SPECIFY:


Wood / Lacquer Finish

Dimensions are in inches and are approximate.

Contact Customer Service if dimensions are critical.

www.deccacontract.com

For complete list of finish options and codes, go to www.deccacontract.com

DESCRIPTION	MODEL	LIST PRICE		DIMENSIONS		
				INCHES	CENTIMETERS	
Nina Coffee Table	JS CT100	2525	Wood Inset Top	OW	54	137
Inset Top				OD	22	56
Wood Base	JS CT100P	2420	Lacquer Inset Top	OH	14	36
	JS CT100WP	2434	White Back Painted Inset GlassTop			
	JS CT100TP	2434	Black Back Painted Inset Glass Top			
	JS CT100XX	2496	Frosted Mirror Inset Glass Top			
	JS CT100BM	2420	Black Mirror Inset Glass Top			
	JS CT100BX	2579	Bronze Frosted Mirror Inset Glass Top			
	JS CT100GX	2579	Gray Frosted Mirror Inset Glass Top			
	JS CT100SS	2896	Solid Surface Inset Top			
	JS CT100CAS	3592	Carerra Stone Inset Top			
	JS CT100EMS	3764	Emperador Stone Inset Top			
	JS CT100NMS	3571	Nero Marquina Stone Inset Top			

NOTE

SPECIFY:
Wood / Lacquer Finish

Dimensions are in inches and are approximate.
Contact Customer Service if dimensions are critical.
www.deccacontract.com

For complete list of finish options and codes, go to www.deccacontract.com

DESCRIPTION	MODEL	LIST PRICE		DIMENSIONS		
				INCHES	CENTIMETERS	
Nina Coffee Table	JS CT110	2636	Wood Inset Top	OW	60	152
Inset Top				OD	22	56
Wood Base	JS CT110P	2533	Lacquer Inset Top	OH	14	36
	JS CT110WP	2540	White Back Painted Inset GlassTop			
	JS CT110TP	2540	Black Back Painted Inset Glass Top			
	JS CT110XX	2614	Frosted Mirror Inset Glass Top			
	JS CT110BM	2533	Black Mirror Inset Glass Top			
	JS CT110BX	2698	Bronze Frosted Mirror Inset Glass Top			
	JS CT110GX	2698	Gray Frosted Mirror Inset Glass Top			
	JS CT110SS	3022	Solid Surface Inset Top			
	JS CT110CAS	3752	Carerra Stone Inset Top			
	JS CT110EMS	3932	Emperador Stone Inset Top			
	JS CT110NMS	3732	Nero Marquina Stone Inset Top			

NOTE

SPECIFY:



Wood / Lacquer Finish

Dimensions are in inches and are approximate.

Contact Customer Service if dimensions are critical.

www.deccacontract.com

For complete list of finish options and codes, go to www.deccacontract.com



DESCRIPTION	MODEL	LIST PRICE		DIMENSIONS		
				INCHES	CENTIMETERS	
Nina Side Table	JS ST105	1642	Wood Inset Top	OW	12	30
Inset Top				OD	12	30
Wood Base	JS ST105P	1581	Lacquer Inset Top	OH	19	48
	JS ST105WP	1588	White Back Painted Inset GlassTop			
	JS ST105TP	1588	Black Back Painted Inset Glass Top			
	JS ST105XX	1625	Frosted Mirror Inset Glass Top			
	JS ST105BM	1581	Black Mirror Inset Glass Top			
	JS ST105BX	1678	Bronze Frosted Mirror Inset Glass Top			
	JS ST105GX	1678	Gray Frosted Mirror Inset Glass Top			
	JS ST105SS	1885	Solid Surface Inset Top			
	JS ST105CAS	2339	Carerra Stone Inset Top			
	JS ST105EMS	2450	Emperador Stone Inset Top			
	JS ST105NMS	2326	Nero Marquina Stone Inset Top			

NOTE

SPECIFY:
Wood / Lacquer Finish

Dimensions are in inches and are approximate.
Contact Customer Service if dimensions are critical.
www.deccacontract.com

For complete list of finish options and codes, go to www.deccacontract.com

DESCRIPTION	MODEL	LIST PRICE		DIMENSIONS		
				INCHES	CENTIMETERS	
Nina Side Table	JS ST100	2056	Wood Inset Top	OW	16	41
Inset Top				OD	16	41
Wood Base	JS ST100P	1970	Lacquer Inset Top	OH	19	48
	JS ST100WP	1977	White Back Painted Inset GlassTop			
	JS ST100TP	1977	Black Back Painted Inset Glass Top			
	JS ST100XX	2032	Frosted Mirror Inset Glass Top			
	JS ST100BM	1970	Black Mirror Inset Glass Top			
	JS ST100BX	2101	Bronze Frosted Mirror Inset Glass Top			
	JS ST100GX	2101	Gray Frosted Mirror Inset Glass Top			
	JS ST100SS	2349	Solid Surface Inset Top			
	JS ST100CAS	2928	Carerra Stone Inset Top			
	JS ST100EMS	3059	Emperador Stone Inset Top			
	JS ST100NMS	2907	Nero Marquina Stone Inset Top			

NOTE

SPECIFY:



Wood / Lacquer Finish

Dimensions are in inches and are approximate.

Contact Customer Service if dimensions are critical.

www.deccacontract.com

For complete list of finish options and codes, go to www.deccacontract.com

DESCRIPTION	MODEL	LIST PRICE		DIMENSIONS		
				INCHES	CENTIMETERS	
Nina Side Table	JS ST110	2083	Wood Inset Top	OW	16	41
Inset Top				OD	16	41
Wood Base	JS ST110P	2001	Lacquer Inset Top	OH	24	61
	JS ST110WP	2008	White Back Painted Inset GlassTop			
	JS ST110TP	2008	Black Back Painted Inset Glass Top			
	JS ST110XX	2063	Frosted Mirror Inset Glass Top			
	JS ST110BM	2001	Black Mirror Inset Glass Top			
	JS ST110BX	2132	Bronze Frosted Mirror Inset Glass Top			
	JS ST110GX	2132	Gray Frosted Mirror Inset Glass Top			
	JS ST110SS	2387	Solid Surface Inset Top			
	JS ST110CAS	2966	Carerra Stone Inset Top			
	JS ST110EMS	3104	Emperador Stone Inset Top			
	JS ST110NMS	2952	Nero Marquina Stone Inset Top			

NOTE

SPECIFY:



Wood / Lacquer Finish

Dimensions are in inches and are approximate.

Contact Customer Service if dimensions are critical.

www.deccacontract.com

For complete list of finish options and codes, go to www.deccacontract.com

DESCRIPTION	MODEL	LIST PRICE		DIMENSIONS		
				INCHES	CENTIMETERS	
Nina Side Table	JS ST115	2056	Wood Inset Top	OW	12	30
Inset Top				OD	16	41
Wood Base	JS ST115P	1970	Lacquer Inset Top	OH	24	61
	JS ST115WP	1977	White Back Painted Inset GlassTop			
	JS ST115TP	1977	Black Back Painted Inset Glass Top			
	JS ST115XX	2032	Frosted Mirror Inset Glass Top			
	JS ST115BM	1970	Black Mirror Inset Glass Top			
	JS ST115BX	2101	Bronze Frosted Mirror Inset Glass Top			
	JS ST115GX	2101	Gray Frosted Mirror Inset Glass Top			
	JS ST115SS	2349	Solid Surface Inset Top			
	JS ST115CAS	2928	Carerra Stone Inset Top			
	JS ST115EMS	3059	Emperador Stone Inset Top			
	JS ST115NMS	2907	Nero Marquina Stone Inset Top			

NOTE

SPECIFY:


Wood / Lacquer Finish

Dimensions are in inches and are approximate.

Contact Customer Service if dimensions are critical.

www.deccacontract.com

For complete list of finish options and codes, go to www.deccacontract.com

DESCRIPTION	MODEL	LIST PRICE		DIMENSIONS		
					INCHES	CENTIMETERS
Nina Console Table	JS CL105	2873	Wood Inset Top	OW	42	107
Inset Top				OD	16	41
Wood Base	JS CL105P	2754	Lacquer Inset Top	OH	27	69
	JS CL105WP	2767	White Back Painted Inset GlassTop			
	JS CL105TP	2767	Black Back Painted Inset Glass Top			
	JS CL105XX	2850	Frosted Mirror Inset Glass Top			
	JS CL105BM	2754	Black Mirror Inset Glass Top			
	JS CL105BX	2940	Bronze Frosted Mirror Inset Glass Top			
	JS CL105GX	2940	Gray Frosted Mirror Inset Glass Top			
	JS CL105SS	3291	Solid Surface Inset Top			
	JS CL105CAS	4091	Carerra Stone Inset Top			
	JS CL105EMS	4277	Emperador Stone Inset Top			
	JS CL105NMS	4063	Nero Marquina Stone Inset Top			

NOTE

SPECIFY:


Wood / Lacquer Finish

Dimensions are in inches and are approximate.

Contact Customer Service if dimensions are critical.

www.deccacontract.com

For complete list of finish options and codes, go to www.deccacontract.com

DESCRIPTION	MODEL	LIST PRICE		DIMENSIONS		
					INCHES	CENTIMETERS
Nina Console Table	JS CL100	3179	Wood Inset Top	OW	48	122
Inset Top				OD	16	41
Wood Base	JS CL100P	3057	Lacquer Inset Top	OH	27	69
	JS CL100WP	3069	White Back Painted Inset GlassTop			
	JS CL100TP	3069	Black Back Painted Inset Glass Top			
	JS CL100XX	3153	Frosted Mirror Inset Glass Top			
	JS CL100BM	3057	Black Mirror Inset Glass Top			
	JS CL100BX	3257	Bronze Frosted Mirror Inset Glass Top			
	JS CL100GX	3257	Gray Frosted Mirror Inset Glass Top			
	JS CL100SS	3649	Solid Surface Inset Top			
	JS CL100CAS	4532	Carerra Stone Inset Top			
	JS CL100EMS	4740	Emperador Stone Inset Top			
	JS CL100NMS	4504	Nero Marquina Stone Inset Top			

NOTE

SPECIFY:


Wood / Lacquer Finish

Dimensions are in inches and are approximate.

Contact Customer Service if dimensions are critical.

www.deccacontract.com

For complete list of finish options and codes, go to www.deccacontract.com



DESCRIPTION	MODEL	LIST PRICE		DIMENSIONS	INCHES	CENTIMETERS
Nina Console Table	JS CL110	3283	Wood Inset Top	OW	54	137
Inset Top				OD	16	41
Wood Base	JS CL110P	3163	Lacquer Inset Top	OH	27	69
	JS CL110WP	3176	White Back Painted Inset Glass Top			
	JS CL110TP	3176	Black Back Painted Inset Glass Top			
	JS CL110XX	3266	Frosted Mirror Inset Glass Top			
	JS CL110BM	3163	Black Mirror Inset Glass Top			
	JS CL110BX	3363	Bronze Frosted Mirror Inset Glass Top			
	JS CL110GX	3363	Gray Frosted Mirror Inset Glass Top			
	JS CL110SS	3769	Solid Surface Inset Top			
	JS CL110CAS	4686	Carerra Stone Inset Top			
	JS CL110EMS	4899	Emperador Stone Inset Top			
	JS CL110NMS	4651	Nero Marquina Stone Inset Top			



NOTE



SPECIFY:
Wood / Lacquer Finish



Dimensions are in inches and are approximate.
Contact Customer Service if dimensions are critical.
www.deccacontract.com

For complete list of finish options and codes, go to www.deccacontract.com

DESCRIPTION	MODEL	FABRIC GRADES	POWDER COATED	STAINLESS STEEL	PVD	YARDAGE	SQUARE FEET	DIMENSIONS	INCHES	CENTIMETERS
Nocca Lounge Chair	CS-LC310	COM	4332	4982	5198	2	32	OW	27.75	70
Veneer Back		COL	4765	5480	5718			OD	27.13	69
Metal Legs		G1	4624	5273	5490			OH	30	76
		G2	4738	5388	5605			SH	17.50	44
		G3	4832	5482	5698			AH	23	59
		G4	4936	5586	5803			SD	19.8	50
		G5	4967	5617	5833			SW	21.75	55
		L1	6639	7354	7592					

Nocca Guest Chair	CS-SC100	COM	3259	3748	3911	1	18	OW	22.5	57
Veneer Back		COL	3585	4123	4302			OD	21	52
Metal Legs		G1	3426	3915	4078			OH	33	83
		G2	3492	3980	4143			SH	19	47
		G3	3545	4034	4197			AH	26.18	66
		G4	3605	4094	4256			SD	19.25	49
		G5	3622	4111	4274			SW	18.5	47
		L1	4656	5194	5373					



Nocca Counter Stool	CS-SL100	COM	4950	5692	5940	1	18	OW	21	53
Veneer Back		COL	5445	6261	6534			OD	20.25	51
Metal Legs		G1	5116	5859	6106			OH	38	97
		G2	5182	5924	6172			SH	24.00	61
		G3	5235	5978	6225			AH	32	80
		G4	5295	6037	6285			SD	17.25	44
		G5	5312	6055	6302			SW	17.25	44
		L1	6515	7332	7604					

Nocca Bar Stool	CS-SL105	COM	5435	6250	6522	1	18	OW	21	53
Veneer Back		COL	5978	6875	7174			OD	21.25	54
Metal Legs		G1	5601	6417	6688			OH	43	110
		G2	5667	6482	6754			SH	29	74
		G3	5720	6536	6807			AH	37	94
		G4	5780	6595	6867			SD	17.25	44
		G5	5798	6613	6885			SW	17.25	44
		L1	7049	7946	8244					

NOTE

SPECIFY: Wood / Lacquer finish Dimensions are in inches and are approximate.
 Metal Finish Contact Customer Service if dimensions are critical.
 Upholstery www.deccacontract.com

For complete list of finish options and codes, go to www.deccacontract.com

DESCRIPTION	MODEL	POWDER COATED	BRUSHED STAINLESS STEEL	POLISHED STAINLESS STEEL		DIMENSIONS		
						INCHES	CENTIMETERS	
Plateau Side Table H16" Round Metal Base 	DG ST205	2521	2647	2899	Wood Top	OW	18	46
	DG ST205P	2388	2507	2746	Lacquer Top	OD	18	46
	DG ST205SS	3028	3179	3482	Solid Surface Top	OH	16	41
	DG ST205CAS	3973	4172	4569	Carerra Stone Top			
	DG ST205EMS	4200	4410	4830	Emperador Stone Top			
	DG ST205NMS	3945	4142	4536	Nero Marquina Stone Top			
	DG ST205COS	2282	2397	2625	Customer Own Stone Top			
Plateau Side Table H22" Round Metal Base 	DG ST210	2540	2667	2921	Wood Top	OW	18	46
	DG ST210P	2412	2533	2774	Lacquer Top	OD	18	46
	DG ST210SS	3046	3198	3503	Solid Surface Top	OH	22	56
	DG ST210CAS	4001	4201	4602	Carerra Stone Top			
	DG ST210EMS	4228	4440	4863	Emperador Stone Top			
	DG ST210NMS	3973	4172	4569	Nero Marquina Stone Top			
DG ST210COS	2301	2416	2646	Customer Own Stone Top				

NOTE



SPECIFY:

Metal Finish Dimensions are in inches and are approximate.

Wood / Lacquer Finish Contact Customer Service if dimensions are critical.

Solid Surface www.deccacontract.com

For complete list of finish options and codes, go to www.deccacontract.com

DESCRIPTION	MODEL	POWDER COATED	BRUSHED STAINLESS STEEL	POLISHED STAINLESS STEEL		DIMENSIONS			
						INCHES	CENTIMETERS		
Plateau Side Table H16" Square Metal Base 	DG ST220	3084	3238	3546	Wood Top	OW	16	41	
						OD	16	41	
	DG ST220P	2951	3099	3394	Lacquer Top	OH	16	41	
	DG ST220SS	3736	3923	4296	Solid Surface Top				
	DG ST220CAS	4682	4917	5385	Carerra Stone Top				
	DG ST220EMS	4909	5155	5646	Emperador Stone Top				
	DG ST220NMS	4654	4887	5352	Nero Marquina Stone Top				
DG ST220COS	2990	3140	3439	Customer Own Stone Top					
<hr/>									
Plateau Side Table H22" Square Metal Base 	DG ST225	3125	3281	3594	Wood Top	OW	16	41	
						OD	16	41	
	DG ST225P	2989	3139	3438	Lacquer Top	OH	22	56	
	DG ST225SS	3754	3942	4317	Solid Surface Top				
	DG ST225CAS	4701	4936	5407	Carerra Stone Top				
	DG ST225EMS	4928	5175	5668	Emperador Stone Top				
	DG ST225NMS	4673	4907	5374	Nero Marquina Stone Top				
DG ST225COS	3008	3159	3460	Customer Own Stone Top					

NOTE

SPECIFY:

Metal Finish

Wood / Lacquer Finish

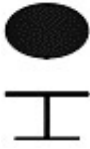

Solid Surface

Dimensions are in inches and are approximate.

Contact Customer Service if dimensions are critical.

www.deccacontract.com

For complete list of finish options and codes, go to www.deccacontract.com

DESCRIPTION	MODEL	POWDER COATED	BRUSHED STAINLESS STEEL	POLISHED STAINLESS STEEL		DIMENSIONS		
						INCHES	CENTIMETERS	
Plateau Side Table H16" Oval Metal Base 	DG ST230	2611	2741	3002	Wood Top	OW	25	64
	DG ST230P	2478	2602	2850	Lacquer Top	OD	18	46
	DG ST230SS	3028	3179	3482	Solid Surface Top	OH	16	41
	DG ST230CAS	3973	4172	4569	Carerra Stone Top			
	DG ST230EMS	4200	4410	4830	Emperador Stone Top			
	DG ST230NMS	3945	4142	4536	Nero Marquina Stone Top			
	DG ST230COS	2282	2397	2625	Customer Own Stone Top			
Plateau Side Table H22" Oval Metal Base 	DG ST235	2630	2761	3024	Wood Top	OW	25	64
	DG ST235P	2497	2622	2872	Lacquer Top	OD	18	46
	DG ST235SS	3046	3198	3503	Solid Surface Top	OH	22	56
	DG ST235CAS	4001	4201	4602	Carerra Stone Top			
	DG ST235EMS	4228	4440	4863	Emperador Stone Top			
	DG ST235NMS	3973	4172	4569	Nero Marquina Stone Top			
	DG ST235COS	2301	2416	2646	Customer Own Stone Top			





NOTE

SPECIFY:

- Metal Finish
- Wood / Lacquer Finish
- Solid Surface

Dimensions are in inches and are approximate.
 Contact Customer Service if dimensions are critical.
www.deccacontract.com

For complete list of finish options and codes, go to www.deccacontract.com




DESCRIPTION	MODEL	POWDER COATED	BRUSHED STAINLESS STEEL	POLISHED STAINLESS STEEL		DIMENSIONS			
						INCHES	CENTIMETERS		
Plateau Side Table H16" Hexagon Metal Base  	DG ST240	3069	3222	3529	Wood Top	OW	18	46	
						OD	16	41	
	DG ST240P	2934	3081	3375	Lacquer Top	OH	16	41	
	DG ST240SS	3576	3755	4113	Solid Surface Top				
	DG ST240CAS	4522	4748	5200	Carerra Stone Top				
	DG ST240EMS	4749	4986	5461	Emperador Stone Top				
	DG ST240NMS	4493	4718	5167	Nero Marquina Stone Top				
DG ST240COS	2831	2972	3256	Customer Own Stone Top					
<hr/>									
Plateau Side Table H22" Hexagon Metal Base  	DG ST245	3087	3241	3550	Wood Top	OW	18	46	
						OD	16	41	
	DG ST245P	2952	3100	3395	Lacquer Top	OH	22	56	
	DG ST245SS	3595	3774	4134	Solid Surface Top				
	DG ST245CAS	4541	4768	5222	Carerra Stone Top				
	DG ST245EMS	4768	5006	5483	Emperador Stone Top				
	DG ST245NMS	4512	4738	5189	Nero Marquina Stone Top				
DG ST245COS	2847	2990	3275	Customer Own Stone Top					

NOTE

SPECIFY:
 Metal Finish
 Wood / Lacquer Finish
 Solid Surface

Dimensions are in inches and are approximate.
 Contact Customer Service if dimensions are critical.
www.deccacontract.com

For complete list of finish options and codes, go to www.deccacontract.com



DESCRIPTION	MODEL	POWDER COATED	BRUSHED STAINLESS STEEL	POLISHED STAINLESS STEEL		DIMENSIONS		
						INCHES	CENTIMETERS	
Plateau Café Table: H26 round top, disc base 	PT RT303026	3804	3994	4374	Veneer Top	OW	30	76
						OD	30	76
	PT RT303026SSF	3931	4128	4521	Solid Surface Top	OH	26	66
	PT RT303026CAS	4342	4559	4993	Carerra Stone Top			
	PT RT303026EMS	4679	4913	5381	Emperador Stone Top			
	PT RT303026NMS	4287	4502	4930	Nero Marquina Stone Top			
Plateau Café Table: H26 round top, disc base 	PT RT363626	3877	4071	4458	Veneer Top	OW	36	91
						OD	36	91
	PT RT363626SSF	4397	4616	5056	Solid Surface Top	OH	26	66
	PT RT363626CAS	4926	5172	5665	Carerra Stone Top			
	PT RT363626EMS	5582	5862	6420	Emperador Stone Top			
	PT RT363626NMS	4853	5095	5581	Nero Marquina Stone Top			
Plateau Café Table: H26 round top, disc base 	PT RT424226	3968	4166	4563	Veneer Top	OW	42	107
						OD	42	107
	PT RT424226SSF	5063	5316	5822	Solid Surface Top	OH	26	66
	PT RT424226CAS	5592	5871	6430	Carerra Stone Top			
	PT RT424226EMS	6476	6800	7448	Emperador Stone Top			
	PT RT424226NMS	5500	5775	6325	Nero Marquina Stone Top			

NOTE

SPECIFY:
Metal Finish

Dimensions are in inches and are approximate.
Contact Customer Service if dimensions are critical.
www.deccacontract.com

For complete list of finish options and codes, go to www.deccacontract.com



DESCRIPTION	MODEL	POWDER COATED	BRUSHED STAINLESS STEEL	POLISHED STAINLESS STEEL		DIMENSIONS	INCHES	CENTIMETERS
Plateau Café Table: H29 round top, disc base 	PT RT242429	3749	3936	4311	Veneer Top	OW	24	61
						OD	24	61
	PT RT242429SSF	3758	3946	4322	Solid Surface Top	OH	29	74
	PT RT242429CAS	3895	4090	4479	Carerra Stone Top			
	PT RT242429EMS	4178	4387	4804	Emperador Stone Top			
	PT RT242429NMS	3858	4051	4437	Nero Marquina Stone Top			
<hr/>								
Plateau Café Table: H29 round top, disc base 	PT RT303029	3821	4012	4394	Veneer Top	OW	30	76
						OD	30	76
	PT RT303029SSF	3959	4157	4553	Solid Surface Top	OH	29	74
	PT RT303029CAS	4360	4578	5014	Carerra Stone Top			
	PT RT303029EMS	4707	4942	5413	Emperador Stone Top			
	PT RT303029MNS	4315	4530	4962	Nero Marquina Stone Top			

NOTE

SPECIFY: Metal Finish

Dimensions are in inches and are approximate.
 Contact Customer Service if dimensions are critical.
www.deccacontract.com

For complete list of finish options and codes, go to www.deccacontract.com


DESCRIPTION	MODEL	POWDER COATED	BRUSHED STAINLESS STEEL	POLISHED STAINLESS STEEL		DIMENSIONS		
						OW	INCHES	CENTIMETERS
Plateau Café Table: H29 round top, disc base 	PT RT363629	3893	4088	4477	Veneer Top	OW	36	91
						OD	26	66
	PT RT363629SSF	4414	4635	5076	Solid Surface Top	OH	29	74
	PT RT363629CAS	4943	5190	5684	Carerra Stone Top			
	PT RT363629EMS	5590	5870	6429	Emperador Stone Top			
	PT RT363629NMS	4870	5114	5601	Nero Marquina Stone Top			
<hr/>								
Plateau Café Table: H29 round top, disc base 	PT RT424229	3977	4176	4574	Veneer Top	OW	42	107
						OD	42	107
	PT RT424229SSF	5072	5325	5832	Solid Surface Top	OH	29	74
	PT RT424229CAS	5601	5881	6441	Carerra Stone Top			
	PT RT424229EMS	6485	6810	7458	Emperador Stone Top			
	PT RT424229NMS	5509	5785	6336	Nero Marquina Stone Top			

NOTE

SPECIFY: Metal Finish

Dimensions are in inches and are approximate.
 Contact Customer Service if dimensions are critical.
www.deccacontract.com

For complete list of finish options and codes, go to www.deccacontract.com

DESCRIPTION	MODEL	POWDER COATED	BRUSHED STAINLESS STEEL	POLISHED STAINLESS STEEL		DIMENSIONS		
							INCHES	CENTIMETERS
Plateau Café Table: H36 round top, disc base 	PT RT242436	3767	3956	4332	Veneer Top	OW	24	61
						OD	24	61
	PT RT242436SSF	3776	3965	4343	Solid Surface Top	OH	36	91
	PT RT242436CAS	3913	4109	4500	Carerra Stone Top			
	PT RT242436EMS	4205	4415	4836	Emperador Stone Top			
	PT RT242436NMS	3886	4080	4469	Nero Marquina Stone Top			


Plateau Café Table: H36 round top, disc base 	PT RT303036	3840	4032	4416	Veneer Top	OW	30	76
						OD	30	76
	PT RT303036SSF	3968	4166	4563	Solid Surface Top	OH	36	91
	PT RT303036CAS	4369	4588	5025	Carerra Stone Top			
	PT RT303036EMS	4716	4952	5423	Emperador Stone Top			
	PT RT303036NMS	4324	4540	4972	Nero Marquina Stone Top			

NOTE

SPECIFY: Metal Finish

Dimensions are in inches and are approximate.
 Contact Customer Service if dimensions are critical.
www.deccacontract.com

For complete list of finish options and codes, go to www.deccacontract.com

DESCRIPTION	MODEL	FABRIC GRADES	STANDARD FINISH	PREMIUM WOOD	YARDAGE	SQUARE FEET	DIMENSIONS	INCHES	CENTIMETERS
Potrero Side Chair	DG SC115	COM	2573	3345	1	18	OW	23	58
Open Arm		COL	2830	3679			OD	24	61
Veneered back, Upholstered Seat		G1	2740	3511			OH	31	78
Wood Frame		G2	2805	3577			SH	17.5	44
		G3	2859	3631			AH	26	66
		G4	2918	3690			SD	21	53
		G5	2936	3708			SW	20	51
		L1	3901	4750					

NOTE

SPECIFY:

Standard Finish

Premium Wood: Maple, Oak & Walnut

Wood / Lacquer Finish

Upholstery

Dimensions are in inches and are approximate.

Contact Customer Service if dimensions are critical.

www.deccacontract.com

For complete list of finish options and codes, go to www.deccacontract.com

DESCRIPTION	MODEL	FABRIC GRADES	POWDER COATED	BRUSHED STAINLESS STEEL	POLISHED STAINLESS STEEL	YARDAGE	SQUARE FEET	DIMENSIONS	INCHES	CENTIMETERS
Rottet Lounge Chair	LR LC350	COM	4775	5014	5491	7	126	OW	33	84
Wood Shell		COL	5252	5515	6040			OD	27.5	70
Metal Base		G1	5941	6180	6657			OH	28.5	72
		G2	6400	6639	7116			AH	23.5	60
		G3	6775	7014	7491			SW	26.5	67
		G4	7191	7430	7908			SD	21	54
		G5	7314	7553	8031			SH	16	40
		L1	12746	13009	13534					



Multiple Upholstery

INTERIOR SHELL YARDAGE: 3.5 ; SEAT & BACK CUSHION YARDAGE: 3.5

INTERIOR SHELL SQUARE FEET 63 ; SEAT & BACK CUSHION SQUARE FEET: 63

Rottet Sofa	LR LL450	COM	7718	8103	8875	11	198	OW	73.8	187
Wood Shell		COL	8489	8914	9763			OD	27.5	70
Metal Base		G1	9550	9936	10708			OH	28.5	72
		G2	10271	10657	11429			AH	23.5	60
		G3	10860	11246	12018			SW	67	171
		G4	11515	11901	12673			SD	21	54
		G5	11709	12094	12866			SH	16	40
		L1	20266	20690	21539					



Multiple Upholstery

INTERIOR SHELL YARDAGE: 5 ; SEAT & BACK CUSHION YARDAGE: 7.5

INTERIOR SHELL SQUARE FEET: 90 ; SEAT & BACK CUSHION SQUARE FEET: 135

Rottet Sofa	LR LS550	COM	9180	9639	10557	14	252	OW	98	248
Wood Shell		COL	10098	10603	11613			OD	27.5	70
Metal Base		G1	11513	11972	12890			OH	28.5	72
		G2	12430	12889	13807			AH	23.5	60
		G3	13180	13639	14557			SW	91	232
		G4	14014	14473	15391			SD	21	54
		G5	14260	14719	15637			SH	16	40
		L1	25086	25591	26601					



Multiple Upholstery

INTERIOR SHELL YARDAGE: 7 ; SEAT & BACK CUSHION YARDAGE: 10

INTERIOR SHELL SQUARE FEET: 126 ; SEAT & BACK CUSHION SQUARE FEET: 180

NOTE

SPECIFY:

Metal Finish

Upholstery


Wood / Lacquer Finish

Dimensions are in inches and are approximate.

Contact Customer Service if dimensions are critical.

www.deccacontract.com


For complete list of finish options and codes, go to www.deccacontract.com

DESCRIPTION	MODEL	FABRIC GRADES	POWDER COATED	BRUSHED STAINLESS STEEL	POLISHED STAINLESS STEEL	YARDAGE	SQUARE FEET	DIMENSIONS	INCHES	CENTIMETERS
Rottet Asymmetrical Sofa_RH	LR LA511RAF	COM	7514	7889	8641	11	198	OW	96	245
Wood Shell		COL	8265	8678	9505			OD	27.5	70
Metal Base		G1	9346	9722	10473			OH	28.5	72
		G2	10067	10443	11194			AH	23.5	60
		G3	10656	11032	11783			SW	92	235
		G4	11311	11687	12438			SD	21	54
		G5	11504	11880	12631			SH	16	40
		L1	20041	20454	21281					

Multiple Upholstery

INTERIOR SHELL YARAGE: 6 ; SEAT & BACK CUSHION YARDAGE: 9

INTERIOR SHELL SQUARE FEET: 108 ; SEAT & BACK CUSHION SQUARE FEET: 162

Rottet Asymmetrical Sofa_LH	LR LA512LAF	COM	7514	7889	8641	11	198	OW	96	245
Wood Shell		COL	8265	8678	9505			OD	27.5	70
Metal Base		G1	9346	9722	10473			OH	28.5	72
		G2	10067	10443	11194			AH	23.5	60
		G3	10656	11032	11783			SW	92	235
		G4	11311	11687	12438			SD	21	54
		G5	11504	11880	12631			SH	16	40
		L1	20041	20454	21281					

Multiple Upholstery

INTERIOR SHELL YARAGE: 6 ; SEAT & BACK CUSHION YARDAGE: 9

INTERIOR SHELL SQUARE FEET: 108 ; SEAT & BACK CUSHION SQUARE FEET: 162

NOTE

SPECIFY:

Metal Finish

Upholstery

Wood / Lacquer Finish

Dimensions are in inches and are approximate.

Contact Customer Service if dimensions are critical.

www.deccacontract.com

For complete list of finish options and codes, go to www.deccacontract.com

DESCRIPTION	MODEL	FABRIC GRADES	POWDER COATED	BRUSHED STAINLESS STEEL	POLISHED STAINLESS STEEL	YARDAGE	SQUARE FEET	DIMENSIONS	INCHES	CENTIMETERS
Rottet Asymmetrical Corner Sofa										
extended_RH	LR LA521RAF	COM	14613	15343	16805	17	306	OW	92	233
Wood Shell		COL	16074	16878	18485			OD	90	229
Metal Base		G1	17445	18176	19637			OH	28.5	72
		G2	18559	19290	20751			AH	23.5	60
		G3	19470	20200	21662			SW	85	216
		G4	20482	21212	22674			SD	21	54
		G5	20780	21511	22972			SH	16	40
		L1	34274	35077	36685					



Multiple Upholstery

INTERIOR SHELL YARDAGE: 10 ; SEAT & BACK CUSHION YARDAGE: 20
 INTERIOR SHELL SQUARE FEET: 180 ; SEAT & BACK CUSHION SQUARE FEET: 360

Rottet Asymmetrical Corner Sofa										
extended_LH	LR LA522LAF	COM	14613	15343	16805	17	306	OW	92	233
Wood Shell		COL	16074	16878	18485			OD	90	229
Metal Base		G1	17445	18176	19637			OH	28.5	72
		G2	18559	19290	20751			AH	23.5	60
		G3	19470	20200	21662			SW	85	216
		G4	20482	21212	22674			SD	21	54
		G5	20780	21511	22972			SH	16	40
		L1	34274	35077	36685					



Multiple Upholstery

INTERIOR SHELL YARDAGE: 10 ; SEAT & BACK CUSHION YARDAGE: 20
 INTERIOR SHELL SQUARE FEET: 180 ; SEAT & BACK CUSHION SQUARE FEET: 360

Rottet Bench										
extended_LH	LR BE700	COM	6950	7297	7992	6	108	OW	97	246
Wood Shell		COL	7645	8027	8791			OD	27	69
Metal Base		G1	7949	8297	8992			OH	17	43
		G2	8343	8690	9385			AH	17	43
		G3	8664	9011	9706			SW	89	227
		G4	9021	9369	10064			SD	27	69
		G5	9127	9474	10169			SH	17	43
		L1	14068	14450	15215					



Multiple Upholstery


INTERIOR SHELL YARDAGE: 5 ; SEAT CUSHION YARDAGE: 4.5
 INTERIOR SHELL SQUARE FEET: 90 ; SEAT CUSHION SQUARE FEET: 81


NOTE

SPECIFY: Metal Finish Upholstery Wood / Lacquer Finish

Dimensions are in inches and are approximate.
 Contact Customer Service if dimensions are critical.
www.deccacontract.com

For complete list of finish options and codes, go to www.deccacontract.com

DESCRIPTION	MODEL	FABRIC GRADES	LIST PRICE	YARDAGE	SQUARE FEET	DIMENSIONS	INCHES	CENTIMETERS
Rottet Armless Side Chair Wood Frame 	LR SC700	COM	2488	2	27	OW	23	58
		COL	2737			OD	23	59
		G1	2738			OH	33	84
		G2	2836			AH	-	--
		G3	2917			SW	23	58
		G4	3006			SD	18	46
		G5	3032			SH	19	48
		L1	4343					

Rottet Armless Side Chair Wood Frame 	LR SC750	COM	2437	2	27	OW	22	55
		COL	2680			OD	24	60
		G1	2687			OH	29	72
		G2	2785			AH	-	--
		G3	2865			SW	19.5	50
		G4	2955			SD	18	47
		G5	2981			SH	17	43
		L1	4286					

NOTE

SPECIFY:

Wood / Lacquer Finish


Upholstery


Dimensions are in inches and are approximate.

Contact Customer Service if dimensions are critical.

www.deccacontract.com

For complete list of finish options and codes, go to www.deccacontract.com

DESCRIPTION	MODEL	FABRIC GRADES	LIST PRICE	YARDAGE	SQUARE FEET	DIMENSIONS	INCHES	CENTIMETERS
Rottet Side Chair Wood Frame 	LR SC800	COM	3389	2	27	OW	26	66
		COL	3728			OD	25	64
		G1	3639			OH	33	84
		G2	3737			AH	25	63
		G3	3818			SW	18.5	47
		G4	3907			SD	19	48
		G5	3933			SH	19	48
		L1	5334					


Rottet Side Chair Wood Frame 	LR SC850	COM	3286	2	27	OW	26	65
		COL	3615			OD	25	64
		G1	3536			OH	28.5	72
		G2	3634			AH	22	57
		G3	3715			SW	18.5	47
		G4	3804			SD	19	48
		G5	3830			SH	17	43
		L1	5221					

NOTE

SPECIFY:
Wood / Lacquer Finish
Upholstery

Dimensions are in inches and are approximate.
Contact Customer Service if dimensions are critical.
www.deccacontract.com

For complete list of finish options and codes, go to www.deccacontract.com

DESCRIPTION	MODEL	LIST PRICE	DIMENSIONS		
			INCHES	CENTIMETERS	
	LR CT103	5432	OW	42	107
			OD	42	107
			OH	13	33
	LR CT102	5748	OW	48	122
			OD	48	122
			OH	13	33
	LR CT101	5928	OW	54	137
			OD	42	107
			OH	13	33
	LR CT100	6104	OW	66	168
			OD	48	122
			OH	13	33

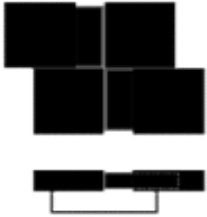
NOTE

SPECIFY:
Wood / Lacquer Finish

Dimensions are in inches and are approximate.
Contact Customer Service if dimensions are critical.
www.deccacontract.com

For complete list of finish options and codes, go to www.deccacontract.com

DESCRIPTION	MODEL	LIST PRICE	DIMENSIONS	INCHES	CENTIMETERS
Rottet Coffee Table_Quad	LR CT110	9946	OW	48	122
Sliding Wood Corner Panel			OD	48	122
Matching Concealed Storage Trays			OH	13	33



RottetCoffee Table_Slot	LR CT115	15039	OW	48	122
Wood Top / Side Panels			OD	48	122
Inset Glass Section			OH	17	43
Lacquer Interior					



NOTE

SPECIFY:





- Wood / Lacquer Finish
- Metal Finish
- Glass

Dimensions are in inches and are approximate.

Contact Customer Service if dimensions are critical.

www.deccacontract.com

For complete list of finish options and codes, go to www.deccacontract.com













DESCRIPTION	MODEL	LIST PRICE	DIMENSIONS		
			INCHES	CENTIMETERS	
Rottet Coffee Table Open Symmetrical Polished Stainless Steel Top & Surround Wood Interior Matching Concealed Drawers	LR CT300	11238	OW	72	183
			OD	30	76
			OH	18	46
 					
Rottet Coffee Table Open Asymmetrical Solid Surface Top & Surround Wood Interior Matching Concealed Drawers	LR CT325	24168	OW	60	152
			OD	30	76
			OH	18	46
 					

NOTE

SPECIFY:
 Wood Finish
 Solid Surface

Dimensions are in inches and are approximate.
 Contact Customer Service if dimensions are critical.
www.deccacontract.com

For complete list of finish options and codes, go to www.deccacontract.com



DESCRIPTION	MODEL	LIST PRICE	DIMENSIONS	INCHES	CENTIMETERS
Rottet Coffee Table Square Open Lacquer Interior	LR CT271	3577	OW	36	91
	Wood Exterior		OD	36	91
			OH	18	46
 	LR CT272	3973			
	Top in Reverse Diamond Lay-up				
	Exterior in Standard Lay-up				
 	LR CT273	7541			
	Satin Stainless Steel Exterior				
 	LR CT270	7937			
	Polished Stainless Steel Exterior				
Rottet Coffee Table Square Open Lacquer Interior	LR CT261	3766	OW	42	107
	Wood Exterior		OD	42	107
			OH	18	46
 	LR CT262	4180			
	Top in Reverse Diamond Lay-up				
	Exterior in Standard Lay-up				
 	LR CT263	7865			
	Satin Stainless Steel Exterior				
 	LR CT260	8279			
	Polished Stainless Steel Exterior				

NOTE

SPECIFY:
Wood / Lacquer Finish

Dimensions are in inches and are approximate.
Contact Customer Service if dimensions are critical.
www.deccacontract.com

For complete list of finish options and codes, go to www.deccacontract.com






DESCRIPTION	MODEL	LIST PRICE	DIMENSIONS	INCHES	CENTIMETERS
Rottet Coffee Table Square Open Lacquer Interior	LR CT251 Wood Exterior	3964	OW	48	122
			OD	48	122
			OH	18	46
	LR CT252 Top in Reverse Diamond Lay-up Exterior in Standard Lay-up	4396			
	LR CT253 Satin Stainless Steel Exterior	7414			
	LR CT250 Polished Stainless Steel Exterior	8712			

NOTE

SPECIFY:
Wood / Lacquer Finish

Dimensions are in inches and are approximate.
Contact Customer Service if dimensions are critical.
www.deccacontract.com

For complete list of finish options and codes, go to www.deccacontract.com









DESCRIPTION	MODEL	LIST PRICE	DIMENSIONS	INCHES	CENTIMETERS
Rottet Coffee Table Rectangular Closed Top in Diamond Lay-up 	LR CT531	3423	OW	48	122
	Wood Exterior		OD	22	56
			OH	14	36
Rottet Coffee Table Rectangular Closed Top in Diamond Lay-up 	LR CT541	3604	OW	60	152
	Wood Exterior		OD	22	56
			OH	14	36
Rottet Coffee Table Rectangular Closed Top in Diamond Lay-up 	LR CT540	7928			
	Polished Stainless Steel Exterior				
Rottet Coffee Table Rectangular Closed Top in Diamond Lay-up 	LR CT526	3793	OW	72	183
	Wood Exterior		OD	24	61
			OH	14	36
Rottet Coffee Table Rectangular Closed Top in Diamond Lay-up 	LR CT525	8342			
	Polished Stainless Steel Exterior				

NOTE

SPECIFY:
Wood / Lacquer Finish

Dimensions are in inches and are approximate.
Contact Customer Service if dimensions are critical.
www.deccacontract.com

For complete list of finish options and codes, go to www.deccacontract.com







DESCRIPTION	MODEL	LIST PRICE	DIMENSIONS	INCHES	CENTIMETERS
Rottet Coffee Table Square Closed Top in Diamond Lay-up 	LR CT561	2712	OW	36	91
	Wood Exterior		OD	36	91
			OH	14	36
	LR CT560	3874			
	Polished Stainless Steel Exterior				
Rottet Coffee Table Square Closed Top in Diamond Lay-up 	LR CT551	3189	OW	42	107
	Wood Exterior		OD	42	107
			OH	14	36
	LR CT550	4559			
	Polished Stainless Steel Exterior				
Rottet Coffee Table Oval Closed Top in Diamond Lay-up 	LR CT611	3964	OW	48	122
	Wood Exterior		OD	18	46
			OH	14	36
	LR CT610	5667			
	Polished Stainless Steel Exterior				
Rottet Coffee Table Oval Closed Top in Diamond Lay-up 	LR CT601	5207	OW	60	152
	Wood Exterior		OD	20	51
			OH	14	36
	LR CT600	7441			
	Polished Stainless Steel Exterior				

NOTE

SPECIFY:
Wood / Lacquer Finish

Dimensions are in inches and are approximate.
Contact Customer Service if dimensions are critical.
www.deccacontract.com

For complete list of finish options and codes, go to www.deccacontract.com





DESCRIPTION	MODEL	LIST PRICE	DIMENSIONS	INCHES	CENTIMETERS
Rottet Side Table Square Open Wood Exterior	LR ST131	2387	OW	24	61
	Wood Interior		OD	24	61
			OH	18	46
 	LR ST132	2658			
	Lacquer Interior				
	LR ST130	3189			
	Satin Stainless Steel Interior				
	LR ST133	3360			
	Polished Stainless Steel Interior				
Rottet Side Table Square Open Asymmetrical Lacquer Interior	LR ST201	3234	OW	20	51
	Wood Exterior		OD	20	51
			OH	20	51
	LR ST202	3586			
	Lacquer Exterior				
 	LR ST203	3712			
	Satin Stainless Steel Exterior				
	LR ST200	3910			
	Polished Stainless Steel Exterior				
Rottet Side Table Square Open Wood Exterior	LR ST226	4333	OW	24	61
	Wood Interior		OD	24	61
			OH	22	56
	LR ST225	4802			
	Lacquer Interior				
 	LR ST228	5144			
	Satin Stainless Steel Interior				
	LR ST227	5414			
	Polished Stainless Steel Interior				

NOTE

SPECIFY:
Wood / Lacquer Finish

Dimensions are in inches and are approximate.
Contact Customer Service if dimensions are critical.
www.deccacontract.com

For complete list of finish options and codes, go to www.deccacontract.com




DESCRIPTION	MODEL	LIST PRICE	DIMENSIONS		
				INCHES	CENTIMETERS
Rottet Side Table Square Closed	LR ST511 Wood Exterior	1351	OW	20	51
			OD	20	51
	LR ST510 Polished Stainless Steel Exterior	2396	OH	14	36
Rottet Side Table Square Closed	LR ST501 Wood Exterior	1450	OW	24	61
			OD	24	61
	LR ST500 Polished Stainless Steel Exterior	2577	OH	14	36
Rottet Side Table Square Closed	LR ST521 Wood Exterior	1604	OW	20	51
			OD	20	51
	LR ST520 Polished Stainless Steel Exterior	2775	OH	18	46
Rottet Side Table Square Closed	LR ST531 Wood Exterior	1730	OW	24	61
			OD	24	61
	LR ST530 Polished Stainless Steel Exterior	2982	OH	18	46

NOTE

SPECIFY:
Wood / Lacquer Finish

Dimensions are in inches and are approximate.
Contact Customer Service if dimensions are critical.
www.deccacontract.com

For complete list of finish options and codes, go to www.deccacontract.com




DESCRIPTION	MODEL	LIST PRICE	DIMENSIONS	INCHES	CENTIMETERS
Rottet Side Table Round Closed	LR ST431 Wood Exterior	1748	OW	14	36
			OD	14	36
	LR ST430 Polished Stainless Steel Exterior	2496	OH	20	51
Rottet Side Table Round Closed	LR ST441 Wood Exterior	1937	OW	18	46
			OD	18	46
	LR ST440 Polished Stainless Steel Exterior	2766	OH	20	51
Rottet Side Table Round Closed	LR ST451 Wood Exterior	1954	OW	24	61
			OD	24	61
	LR ST450 Polished Stainless Steel Exterior	2794	OH	20	51

NOTE

SPECIFY:
Wood / Lacquer Finish

Dimensions are in inches and are approximate.
Contact Customer Service if dimensions are critical.
www.deccacontract.com

For complete list of finish options and codes, go to www.deccacontract.com




DESCRIPTION	MODEL	LIST PRICE	DIMENSIONS	INCHES	CENTIMETERS
Rottet Side Table round closed	LR ST401	2450	OW	14	36
	Wood Exterior		OD	14	36
	LR ST400	3505	OH	24	61
	Polished Stainless Steel Exterior				
Rottet Side Table round closed	LR ST411	2721	OW	18	46
	Wood Exterior		OD	18	46
	LR ST410	3892	OH	24	61
	Polished Stainless Steel Exterior				
Rottet Side Table round closed	LR ST421	3694	OW	24	61
	Wood Exterior		OD	24	61
	LR ST420	5279	OH	24	61
	Polished Stainless Steel Exterior				

NOTE

SPECIFY:
Wood / Lacquer Finish

Dimensions are in inches and are approximate.
Contact Customer Service if dimensions are critical.
www.deccacontract.com

For complete list of finish options and codes, go to www.deccacontract.com



DESCRIPTION	MODEL	LIST PRICE		DIMENSIONS	INCHES	CENTIMETERS
Rottet Side Table Oval Closed	LR ST605	2730		OW	20	51
	Wood Exterior			OD	12	30
				OH	22	56
	LR ST611	3631				
	Satin Stainless Steel Exterior					
	LR ST610	3820				
	Polished Stainless Steel Exterior					
<hr/>						
Rottet Nesting Table	LR ST100	4982	LARGE	OW	24	61
	Wood			OD	14.5	37
				OH	22	56
	LR ST100P	4505	MEDIUM	OW	20	51
	Lacquer			OD	12	30
				OH	20	51
			SMALL	OW	16	40
				OD	9.5	24
				OH	18.5	47


NOTE


SPECIFY:
Wood / Lacquer Finish

Dimensions are in inches and are approximate.
Contact Customer Service if dimensions are critical.
www.deccacontract.com

For complete list of finish options and codes, go to www.deccacontract.com

DESCRIPTION	MODEL	FABRIC GRADES	LIST PRICE	YARDAGE	SQUARE FEET	DIMENSIONS	INCHES	CENTIMETERS
Sia Lounge Chair	JS LC310U	COM	3423	5	81	OW	32	81
Upholstery Back		COL	3766			OD	28	71
Wood Base		G1	4173			OH	28	70
		G2	4468			SH	16.5	42
		G3	4709			AH	24	62
		G4	4977			SD	19	49
		G5	5056			SW	25	63
		L1	8583					

Sia Sofa	JS LL405U	COM	4883	7	126	OW	60	152
Upholstery Back		COL	5371			OD	28	71
Wood Base		G1	6049			OH	28	70
		G2	6508			SH	16.5	42
		G3	6883			AH	24	62
		G4	7300			SD	19	49
		G5	7423			SW	53	134
		L1	12865					

Sia Sofa	JS LS505U	COM	5422	9	162	OW	86	218
Upholstery Back		COL	5964			OD	28	71
Wood Base		G1	6921			OH	28	70
		G2	7511			SH	16.5	42
		G3	7993			AH	24	62
		G4	8529			SD	19	49
		G5	8687			SW	79	200
		L1	15599					

NOTE

SPECIFY:



Wood / Lacquer Finish
upholstery


Dimensions are in inches and are approximate.


Contact Customer Service if dimensions are critical.

www.deccacontract.com

For complete list of finish options and codes, go to www.deccacontract.com

DESCRIPTION	MODEL	FABRIC GRADES	LIST PRICE	YARDAGE	SQUARE FEET	DIMENSIONS	INCHES	CENTIMETERS
Sia Lounge Chair	JS LC310V	COM	3936	4	63	OW	32	81
Wood Back		COL	4329			OD	28	71
Wood Base		G1	4519			OH	28	70
		G2	4748			SH	16.5	42
		G3	4936			AH	24	62
		G4	5144			SD	19	49
		G5	5206			SW	25	63
		L1	8076					

Sia Sofa	JS LL405V	COM	6238	6	99	OW	60	152
Wood Back		COL	6862			OD	28	71
Wood Base		G1	7155			OH	28	70
		G2	7515			SH	16.5	42
		G3	7810			AH	24	62
		G4	8137			SD	19	49
		G5	8234			SW	53	134
		L1	12750					

Sia Sofa	JS LS505V	COM	6794	8	135	OW	86	218
Wood Back		COL	7474			OD	28	71
Wood Base		G1	8044			OH	28	70
		G2	8535			SH	16.5	42
		G3	8937			AH	24	62
		G4	9384			SD	19	49
		G5	9515			SW	79	200
		L1	15503					

NOTE

SPECIFY:


Wood / Lacquer Finish
upholstery


Dimensions are in inches and are approximate.


Contact Customer Service if dimensions are critical.

www.deccacontract.com

For complete list of finish options and codes, go to www.deccacontract.com

DESCRIPTION	MODEL	FABRIC GRADES	POWDER COATED	BRUSHED STAINLESS STEEL	POLISHED STAINLESS STEEL	YARDAGE	SQUARE FEET	DIMENSIONS	INCHES	CENTIMETERS
Span One Armless Lounge Chair Loose Back Cushion Metal Base 	DG LC305	COM	3549	3727	4082	5	90	OW	36	91
		COL	3904	4100	4490			OD	32	81
		G1	4383	4560	4915			OH	31	79
		G2	4710	4888	5243			SH	16	41
		G3	4978	5155	5510			AH	--	--
		G4	5276	5453	5808			SD	20	50
		G5	5363	5541	5896			SW	36	91
		L1	9257	9452	9843					

Span One Lounge Chair Loose Back Cushion Metal Base 	DG LC310	COM	3619	3800	4162	6	108	OW	36	91
		COL	3981	4180	4579			OD	32	81
		G1	4619	4800	5162			OH	31	79
		G2	5012	5193	5555			SH	16	41
		G3	5334	5515	5877			AH	27	68
		G4	5691	5872	6234			SD	20	50
		G5	5796	5977	6339			SW	26	66
		L1	10405	10604	11002					

Span Two Lounge Chair Loose Back & Seat Cushion Metal Base 	DG LC320	COM	3679	3863	4231	6	108	OW	36	91
		COL	4047	4250	4654			OD	34	86
		G1	4679	4863	5231			OH	31	79
		G2	5072	5256	5624			SH	16	41
		G3	5394	5578	5946			AH	27	68
		G4	5751	5935	6303			SD	20	50
		G5	5856	6040	6408			SW	26	66
		L1	10471	10673	11078					

NOTE

SPECIFY:

Metal Finish


Upholstery


Dimensions are in inches and are approximate.

Contact Customer Service if dimensions are critical.

www.deccacontract.com

For complete list of finish options and codes, go to www.deccacontract.com

DESCRIPTION	MODEL	FABRIC GRADES	POWDER COATED	BRUSHED STAINLESS STEEL	POLISHED STAINLESS STEEL	YARDAGE	SQUARE FEET	DIMENSIONS	INCHES	CENTIMETERS
Span One Lounge Chair	DG LC310L	COM	3604	3785	4145	5	81	OW	32	81
Left Arm, Loose Back Cushion		COL	3965	4163	4560			OD	32	81
Metal Base		G1	4438	4618	4978			OH	31	79
		G2	4765	4945	5306			SH	16	41
		G3	5033	5213	5574			AH	27	68
		G4	5331	5511	5871			SD	20	50
		G5	5418	5599	5959			SW	31	79
		L1	8782	8981	9377					


Span One Lounge Chair	DG LC310R	COM	3604	3785	4145	5	81	OW	32	81
Right Arm, Loose Back Cushion		COL	3965	4163	4560			OD	32	81
Metal Base		G1	4438	4618	4978			OH	31	79
		G2	4765	4945	5306			SH	16	41
		G3	5033	5213	5574			AH	27	68
		G4	5331	5511	5871			SD	20	50
		G5	5418	5599	5959			SW	31	79
		L1	8782	8981	9377					


NOTE


SPECIFY: Metal Finish Upholstery

Dimensions are in inches and are approximate.
Contact Customer Service if dimensions are critical.
www.deccacontract.com

For complete list of finish options and codes, go to www.deccacontract.com

DESCRIPTION	MODEL	FABRIC GRADES	POWDER COATED	BRUSHED STAINLESS STEEL	POLISHED STAINLESS STEEL	YARDAGE	SQUARE FEET	DIMENSIONS	INCHES	CENTIMETERS
Span One Armless Love Seat Loose Back Cushion Metal Base 	DG LL400	COM	5211	5472	5993	8	135	OW	64	163
		COL	5732	6019	6592			OD	32	81
		G1	6461	6721	7242			OH	31	79
		G2	6952	7213	7734			SH	16	41
		G3	7354	7614	8135			AH	--	--
		G4	7800	8061	8582			SD	20	50
		G5	7932	8193	8714			SW	64	163
		L1	13761	14048	14621					

Span One Love Seat Loose Back Cushions Metal Base 	DG LL405	COM	5552	5830	6385	10	171	OW	64	163
		COL	6108	6413	7024			OD	32	81
		G1	7135	7413	7968			OH	31	79
		G2	7758	8035	8590			SH	16	41
		G3	8267	8544	9099			AH	27	68
		G4	8832	9110	9665			SD	20	50
		G5	8999	9277	9832			SW	54	137
		L1	16278	16583	17194					

Span Two Love Seat Loose Seat & Back Cushions Metal Base 	DG LL425	COM	6154	6461	7077	11	198	OW	64	163
		COL	6769	7107	7784			OD	34	86
		G1	7986	8294	8910			OH	31	79
		G2	8707	9015	9630			SH	16	41
		G3	9297	9604	10220			AH	27	68
		G4	9951	10259	10874			SD	20	50
		G5	10145	10452	11068			SW	54	137
		L1	18545	18884	19561					

NOTE

SPECIFY:

Metal Finish


Upholstery


Dimensions are in inches and are approximate.

Contact Customer Service if dimensions are critical.

www.deccacontract.com

For complete list of finish options and codes, go to www.deccacontract.com

DESCRIPTION	MODEL	FABRIC GRADES	POWDER COATED	BRUSHED STAINLESS STEEL	POLISHED STAINLESS STEEL	YARDAGE	SQUARE FEET	DIMENSIONS	INCHES	CENTIMETERS
Span One Love Seat	DG LL410L	COM	5556	5834	6389	9	162	OW	64	163
Left Arm, Loose Back Cushions		COL	6112	6417	7028			OD	32	81
Metal Base		G1	7056	7333	7889			OH	31	79
		G2	7645	7923	8479			SH	16	41
		G3	8127	8405	8961			AH	27	68
		G4	8663	8941	9497			SD	20	50
		G5	8821	9099	9655			SW	59	150
		L1	15747	16052	16664					

Span One Love Seat	DG LL410R	COM	5556	5834	6389	9	162	OW	64	163
Right Arm, Loose Back Cushions		COL	6112	6417	7028			OD	32	81
Metal Base		G1	7056	7333	7889			OH	31	79
		G2	7645	7923	8479			SH	16	41
		G3	8127	8405	8961			AH	27	68
		G4	8663	8941	9497			SD	20	50
		G5	8821	9099	9655			SW	59	150
		L1	15747	16052	16664					

NOTE

SPECIFY:

Metal Finish


Upholstery


Dimensions are in inches and are approximate.

Contact Customer Service if dimensions are critical.

www.deccacontract.com

For complete list of finish options and codes, go to www.deccacontract.com

DESCRIPTION	MODEL	FABRIC GRADES	POWDER COATED	BRUSHED STAINLESS STEEL	POLISHED STAINLESS STEEL	YARDAGE	SQUARE FEET	DIMENSIONS	INCHES	CENTIMETERS
Span Two Love Seat	DG LL440L	COM	5649	5931	6496	10	180	OW	64	163
Left Arm		COL	6213	6524	7145			OD	34	86
Loose Back & Seat Cushions		G1	7315	7597	8162			OH	31	79
Metal Base		G2	7970	8252	8817			SH	16	41
		G3	8506	8788	9353			AH	27	68
		G4	9101	9383	9948			SD	20	50
		G5	9277	9559	10124			SW	59	150
		L1	16919	17230	17851					

Span Two Love Seat	DG LL440R	COM	5649	5931	6496	10	180	OW	64	163
Right Arm		COL	6213	6524	7145			OD	34	86
Loose Back & Seat Cushions		G1	7315	7597	8162			OH	31	79
Metal Base		G2	7970	8252	8817			SH	16	41
		G3	8506	8788	9353			AH	27	68
		G4	9101	9383	9948			SD	20	50
		G5	9277	9559	10124			SW	59	150
		L1	16919	17230	17851					

NOTE

SPECIFY:

Metal Finish


Upholstery


Dimensions are in inches and are approximate.


Contact Customer Service if dimensions are critical.

www.deccacontract.com

For complete list of finish options and codes, go to www.deccacontract.com

DESCRIPTION	MODEL	FABRIC GRADES	POWDER COATED	BRUSHED STAINLESS STEEL	POLISHED STAINLESS STEEL	YARDAGE	SQUARE FEET	DIMENSIONS	INCHES	CENTIMETERS
Span One Armless Sofa	DG LS500	COM	8049	8451	9256	13	234	OW	96	244
Loose Back Cushions		COL	8854	9297	10182			OD	32	81
Metal Base		G1	10215	10618	11422			OH	31	79
		G2	11067	11469	12274			SH	16	41
		G3	11763	12166	12971			AH	--	--
		G4	12537	12940	13744			SD	20	50
		G5	12766	13168	13973			SW	96	244
		L1	22771	23214	24099					

Span One Sofa	DG LS505	COM	8149	8556	9371	13	234	OW	96	244
Loose Back Cushions		COL	8964	9412	10309			OD	32	81
Metal Base		G1	10315	10723	11537			OH	31	79
		G2	11167	11574	12389			SH	16	41
		G3	11863	12271	13086			AH	27	68
		G4	12637	13045	13859			SD	20	50
		G5	12866	13273	14088			SW	86	218
		L1	22881	23330	24226					


Span Two Sofa	DG LS515	COM	8185	8595	9413	17	297	OW	96	244
Loose Back & Seat cushions		COL	9004	9454	10354			OD	34	86
Metal Base		G1	10935	11344	12162			OH	31	79
		G2	12016	12425	13243			SH	16	41
		G3	12900	13309	14127			AH	27	68
		G4	13882	14291	15110			SD	20	50
		G5	14172	14581	15399			SW	86	218
		L1	26668	27118	28019					


NOTE

SPECIFY:
Metal Finish
Upholstery

Dimensions are in inches and are approximate.
Contact Customer Service if dimensions are critical.
www.deccacontract.com

For complete list of finish options and codes, go to www.deccacontract.com

DESCRIPTION	MODEL	FABRIC GRADES	POWDER COATED	BRUSHED STAINLESS STEEL	POLISHED STAINLESS STEEL	YARDAGE	SQUARE FEET	DIMENSIONS	INCHES	CENTIMETERS
Span One Sofa	DG LS510L	COM	8150	8558	9373	13	234	OW	96	244
Left Arm		COL	8965	9414	10310			OD	32	81
Loose Back Cushions		G1	10316	10724	11539			OH	31	79
Metal Base		G2	11168	11576	12391			SH	16	41
		G3	11865	12272	13087			AH	--	--
		G4	12638	13046	13861			SD	20	50
		G5	12867	13274	14089			SW	96	244
		L1	22883	23331	24228					

Span One Sofa	DG LS510R	COM	8150	8558	9373	13	234	OW	96	244
Right Arm		COL	8965	9414	10310			OD	32	81
Loose Back Cushions		G1	10316	10724	11539			OH	31	79
Metal Base		G2	11168	11576	12391			SH	16	41
		G3	11865	12272	13087			AH	27	68
		G4	12638	13046	13861			SD	20	50
		G5	12867	13274	14089			SW	86	218
		L1	22883	23331	24228					

NOTE

SPECIFY:

Metal Finish


Upholstery


Dimensions are in inches and are approximate.

Contact Customer Service if dimensions are critical.

www.deccacontract.com

For complete list of finish options and codes, go to www.deccacontract.com

DESCRIPTION	MODEL	FABRIC GRADES	POWDER COATED	BRUSHED STAINLESS STEEL	POLISHED STAINLESS STEEL	YARDAGE	SQUARE FEET	DIMENSIONS	INCHES	CENTIMETERS
Span Two Sofa	DG LS520L	COM	8287	8701	9530	17	297	OW	96	244
Left Arm		COL	9115	9571	10482			OD	34	86
Loose Back & Seat Cushions		G1	11036	11450	12279			OH	31	79
Metal Base		G2	12117	12531	13360			SH	16	41
		G3	13001	13415	14244			AH	27	68
		G4	13983	14397	15226			SD	20	50
		G5	14273	14687	15516			SW	96	244
		L1	26780	27235	28147					

Span Two Sofa	DG LS520R	COM	8287	8701	9530	17	297	OW	96	244
Right Arm		COL	9115	9571	10482			OD	34	86
Loose Back & Seat Cushions		G1	11036	11450	12279			OH	31	79
Metal Base		G2	12117	12531	13360			SH	16	41
		G3	13001	13415	14244			AH	27	68
		G4	13983	14397	15226			SD	20	50
		G5	14273	14687	15516			SW	86	218
		L1	26780	27235	28147					

NOTE

SPECIFY:

Metal Finish



Upholstery


Dimensions are in inches and are approximate.

Contact Customer Service if dimensions are critical.

www.deccacontract.com

For complete list of finish options and codes, go to www.deccacontract.com

DESCRIPTION	MODEL	FABRIC GRADES	POWDER COATED	BRUSHED STAINLESS STEEL	POLISHED STAINLESS STEEL	YARDAGE	SQUARE FEET	DIMENSIONS	INCHES	CENTIMETERS
Span One Sofa	DG LL420L	COM	7719	8105	8877	9	153	OW	96	244
Left Arm, Right Table		COL	8491	8915	9764			OD	32	81
Loose Back Cushions		G1	9135	9521	10293			OH	31	79
Metal Base		G2	9692	10078	10850			SH	16	41
		G3	10148	10533	11305			AH	27	68
		G4	10653	11039	11811			SD	20	50
		G5	10803	11189	11961			SW	59	150
		L1	17591	18015	18864					

Span One Sofa	DG LL420R	COM	7719	8105	8877	9	153	OW	96	244
Right Arm, Left Table		COL	8491	8915	9764			OD	32	81
Loose Back Cushions		G1	9135	9521	10293			OH	31	79
Metal Base		G2	9692	10078	10850			SH	16	41
		G3	10148	10533	11305			AH	27	68
		G4	10653	11039	11811			SD	20	50
		G5	10803	11189	11961			SW	59	150
		L1	17591	18015	18864					

NOTE

SPECIFY:

Metal Finish

Upholstery



Wood / Lacquer Finish


Dimensions are in inches and are approximate.

Contact Customer Service if dimensions are critical.

www.deccacontract.com

For complete list of finish options and codes, go to www.deccacontract.com

DESCRIPTION	MODEL	FABRIC GRADES	POWDER COATED	BRUSHED STAINLESS STEEL	POLISHED STAINLESS STEEL	YARDAGE	SQUARE FEET	DIMENSIONS	INCHES	CENTIMETERS
Span Two Sofa	DG LL445L	COM	7823	8214	8996	10	171	OW	96	244
Left Arm, Right Table		COL	8605	9035	9896			OD	32	81
Loose Back & Seat Cushions		G1	9406	9797	10579			OH	31	79
Metal Base		G2	10028	10419	11201			SH	16	41
		G3	10537	10928	11710			AH	27	68
		G4	11102	11494	12276			SD	20	50
		G5	11269	11661	12443			SW	59	150
		L1	18775	19206	20066					

Span Two Sofa	DG LL445R	COM	7823	8214	8996	10	171	OW	96	244
Right Arm, Left Table		COL	8605	9035	9896			OD	32	81
Loose Back & Seat Cushions		G1	9406	9797	10579			OH	31	79
Metal Base		G2	10028	10419	11201			SH	16	41
		G3	10537	10928	11710			AH	27	68
		G4	11102	11494	12276			SD	20	50
		G5	11269	11661	12443			SW	59	150
		L1	18775	19206	20066					

NOTE

SPECIFY:

Metal Finish

Upholstery



Wood / Lacquer Finish


Dimensions are in inches and are approximate.

Contact Customer Service if dimensions are critical.

www.deccacontract.com

For complete list of finish options and codes, go to www.deccacontract.com

DESCRIPTION	MODEL	FABRIC GRADES	POWDER COATED	BRUSHED STAINLESS STEEL	POLISHED STAINLESS STEEL	YARDAGE	SQUARE FEET	DIMENSIONS	INCHES	CENTIMETERS
Span One Sofa	DG LL425L	COM	8108	8513	9324	9	153	OW	96	244
Left Arm, Right Storage		COL	8919	9364	10256			OD	32	81
Loose Back Cushions		G1	9524	9929	10740			OH	31	79
Metal Base		G2	10081	10486	11297			SH	16	41
		G3	10536	10942	11753			AH	27	68
		G4	11042	11448	12258			SD	20	50
		G5	11192	11597	12408			SW	59	150
		L1	18018	18464	19356					

Span One Sofa	DG LL425R	COM	8108	8513	9324	9	153	OW	96	244
Right Arm, Left Storage		COL	8919	9364	10256			OD	32	81
Loose Back Cushions		G1	9524	9929	10740			OH	31	79
Metal Base		G2	10081	10486	11297			SH	16	41
		G3	10536	10942	11753			AH	27	68
		G4	11042	11448	12258			SD	20	50
		G5	11192	11597	12408			SW	59	150
		L1	18018	18464	19356					

NOTE

SPECIFY:

Metal Finish

Upholstery



Wood / Lacquer Finish


Dimensions are in inches and are approximate.

Contact Customer Service if dimensions are critical.

www.deccacontract.com

For complete list of finish options and codes, go to www.deccacontract.com

DESCRIPTION	MODEL	FABRIC GRADES	POWDER COATED	BRUSHED STAINLESS STEEL	POLISHED STAINLESS STEEL	YARDAGE	SQUARE FEET	DIMENSIONS	INCHES	CENTIMETERS
Span Two Sofa	DG LL430L	COM	8225	8637	9459	10	180	OW	96	244
Left Arm, Right Storage		COL	9048	9500	10405			OD	32	81
Loose Back & Seat Cushions		G1	9891	10303	11125			OH	31	79
Metal Base		G2	10547	10958	11781			SH	16	41
		G3	11082	11494	12316			AH	27	68
		G4	11678	12089	12911			SD	20	50
		G5	11853	12265	13087			SW	59	150
		L1	19754	20206	21111					

Span Two Sofa	DG LL430R	COM	8225	8637	9459	10	180	OW	96	244
Right Arm, Left Storage		COL	9048	9500	10405			OD	32	81
Loose Back & Seat Cushions		G1	9891	10303	11125			OH	31	79
Metal Base		G2	10547	10958	11781			SH	16	41
		G3	11082	11494	12316			AH	27	68
		G4	11678	12089	12911			SD	20	50
		G5	11853	12265	13087			SW	59	150
		L1	19754	20206	21111					

NOTE

SPECIFY:

Metal Finish

Upholstery



Wood / Lacquer Finish


Dimensions are in inches and are approximate.

Contact Customer Service if dimensions are critical.

www.deccacontract.com

For complete list of finish options and codes, go to www.deccacontract.com

DESCRIPTION	MODEL	FABRIC GRADES	POWDER COATED	BRUSHED STAINLESS STEEL	POLISHED STAINLESS STEEL	YARDAGE	SQUARE FEET	DIMENSIONS	INCHES	CENTIMETERS
Span One Sofa	DG LL460L	COM	8108	8513	9324	9	153	OW	96	244
Left Arm, Right Box Table		COL	8919	9364	10256			OD	32	81
Loose Back Cushions		G1	9524	9929	10740			OH	31	79
Metal Base		G2	10081	10486	11297			SH	16	41
		G3	10536	10942	11753			AH	27	68
		G4	11042	11448	12258			SD	20	50
		G5	11192	11597	12408			SW	59	150
		L1	18018	18464	19356					

Span One Sofa	DG LL460R	COM	8108	8513	9324	9	153	OW	96	244
Right Arm, Left Box Table		COL	8919	9364	10256			OD	32	81
Loose Back Cushions		G1	9524	9929	10740			OH	31	79
Metal Base		G2	10081	10486	11297			SH	16	41
		G3	10536	10942	11753			AH	27	68
		G4	11042	11448	12258			SD	20	50
		G5	11192	11597	12408			SW	59	150
		L1	18018	18464	19356					

NOTE

SPECIFY:

Metal Finish

Upholstery



Wood / Lacquer Finish


Dimensions are in inches and are approximate.

Contact Customer Service if dimensions are critical.

www.deccacontract.com

For complete list of finish options and codes, go to www.deccacontract.com

DESCRIPTION	MODEL	FABRIC GRADES	POWDER COATED	BRUSHED STAINLESS STEEL	POLISHED STAINLESS STEEL	YARDAGE	SQUARE FEET	DIMENSIONS	INCHES	CENTIMETERS
Span Two Sofa	DG LL465L	COM	8208	8618	9439	10	171	OW	96	244
Left Arm, Right Box Table		COL	9029	9480	10383			OD	32	81
Loose Back & Seat Cushions		G1	9791	10201	11022			OH	31	79
Metal Base		G2	10413	10824	11644			SH	16	41
		G3	10922	11332	12153			AH	27	68
		G4	11488	11898	12719			SD	20	50
		G5	11654	12065	12886			SW	59	150
		L1	19199	19650	20553					

Span Two Sofa	DG LL465R	COM	8208	8618	9439	10	171	OW	96	244
Right Arm, Left Box Table		COL	9029	9480	10383			OD	32	81
Loose Back & Seat Cushions		G1	9791	10201	11022			OH	31	79
Metal Base		G2	10413	10824	11644			SH	16	41
		G3	10922	11332	12153			AH	27	68
		G4	11488	11898	12719			SD	20	50
		G5	11654	12065	12886			SW	59	150
		L1	19199	19650	20553					

NOTE

SPECIFY:

Metal Finish

Upholstery



Wood / Lacquer Finish



Dimensions are in inches and are approximate.



Contact Customer Service if dimensions are critical.

www.deccacontract.com

For complete list of finish options and codes, go to www.deccacontract.com

DESCRIPTION	MODEL	FABRIC GRADES	POWDER COATED	BRUSHED STAINLESS STEEL	POLISHED STAINLESS STEEL	YARDAGE	SQUARE FEET	DIMENSIONS	INCHES	CENTIMETERS
Span One Sofa	DG LL430	COM	8532	8958	9811	9	153	OW	96	244
Center Storage with Cable Management		COL	9385	9854	10792			OD	32	81
Loose Back Cushions		G1	9948	10374	11228			OH	31	79
Metal Base		G2	10505	10931	11785			SH	16	41
		G3	10960	11387	12240			AH	27	68
		G4	11466	11893	12746			SD	20	50
		G5	11615	12042	12895			SW	59	150
		L1	18485	18954	19892					

Span One Sofa	DG LL450	COM	8475	8899	9747	9	153	OW	96	244
Center Storage		COL	9323	9789	10721			OD	32	81
Loose Back Cushions		G1	9892	10315	11163			OH	31	79
Metal Base		G2	10449	10872	11720			SH	16	41
		G3	10904	11328	12175			AH	27	68
		G4	11410	11834	12681			SD	20	50
		G5	11559	11983	12831			SW	59	150
		L1	18423	18889	19821					

Span Two Sofa	DG LL455	COM	8584	9013	9872	10	180	OW	96	244
Center Storage		COL	9443	9915	10859			OD	32	81
Loose Back & Seat Cushions		G1	10250	10680	11538			OH	31	79
Metal Base		G2	10906	11335	12193			SH	16	41
		G3	11441	11870	12729			AH	27	68
		G4	12036	12466	13324			SD	20	50
		G5	12212	12641	13500			SW	59	150
		L1	20148	20620	21565					

NOTE

SPECIFY:

Metal Finish

Upholstery



Wood / Lacquer Finish

Dimensions are in inches and are approximate.

Contact Customer Service if dimensions are critical.



www.deccacontract.com

For complete list of finish options and codes, go to www.deccacontract.com

DESCRIPTION	MODEL	FABRIC GRADES	POWDER COATED	BRUSHED STAINLESS STEEL	POLISHED STAINLESS STEEL	YARDAGE	SQUARE FEET	DIMENSIONS	INCHES	CENTIMETERS
SuperSpan Two Seater	DG SS500	COM	12099	12704	13914	13	380	OW	139	353
Both ends with open storage		COL	13309	13975	15306			OD	32	81
Loose Back & Seat Cushions		G1	14266	14870	16080			OH	31.5	80
Metal Base, 2 accent pillows		G2	15117	15722	16932			SH	16	41
		G3	15814	16419	17629			AH	--	--
		G4	16588	17193	18402			SD	21	53
		G5	16816	17421	18631			SW	102	259
		L1	35910	36576	37907					

Optional Upcharge:

Add (1) DeccaCharge Unit to the top of each open storage table **5165**

SuperSpan Three Seater	DG SS505	COM	15071	15825	17332	22	480	OW	190.5	484
Both ends with open storage		COL	16578	17407	19065			OD	32	81
Loose Back & Seat Cushions		G1	18737	19490	20998			OH	31.5	80
Metal Base, 3 accent pillows		G2	20178	20932	22439			SH	16	41
		G3	21357	22111	23618			AH	--	--
		G4	22666	23420	24927			SD	21	53
		G5	23053	23807	25314			SW	153.5	390
		L1	45127	45956	47614					

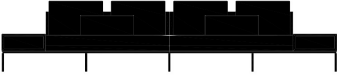

Optional Upcharge:

Add (1) DeccaCharge Unit to the top of each open storage table **5165**

NOTE

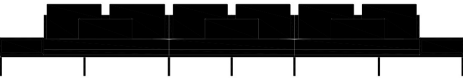

SPECIFY: Dimensions are in inches and are approximate.
 Metal Finish Contact Customer Service if dimensions are critical.
 Upholstery www.deccacontract.com
 Wood Finish

For more DeccaCharge information, please contact Customer Service
 For complete list of finish options and codes, go to www.deccacontract.com

DESCRIPTION	MODEL	FABRIC GRADES	POWDER COATED	BRUSHED STAINLESS STEEL	POLISHED STAINLESS STEEL	YARDAGE	SQUARE FEET	DIMENSIONS	INCHES	CENTIMETERS
SuperSpan B2B Two Seater	DG SS510	COM	26688	28023	30692	25	610	OW	139	353
Both ends with open storage		COL	29357	30825	33761			OD	61	155
Loose Back & Seat Cushions		G1	30854	32188	34857			OH	31.5	80
Metal Base, 4 accent pillows		G2	32492	33826	36495			SH	16	41
		G3	33831	35166	37834			AH	--	--
		G4	35319	36654	39322			SD	21	53
		G5	35759	37093	39762			SW	102	259
		L1	65638	67105	70041					

Optional Upcharge:

Add (2) DeccaCharge Units to the top of each open storage table	10328
Add (4) power units on the spine.	9722

SuperSpan B2B Three Seater	DG SS515	COM	29429	30900	33843	43	990	OW	190.5	484
Both ends with open storage		COL	32371	33990	37227			OD	61	155
Loose Back & Seat Cushions		G1	36593	38065	41007			OH	31	79
Metal Base, 6 accent pillows		G2	39411	40882	43825			SH	16	41
		G3	41714	43186	46128			AH	--	--
		G4	44274	45745	48688			SD	21	53
		G5	45029	46501	49444			SW	153.5	390
		L1	91253	92871	96108					



Optional Upcharge:



Add (2) DeccaCharge Units to the top of each open storage table	10328
Add (5) power units on the spine.	9722

NOTE

SPECIFY:	Dimensions are in inches and are approximate.
Metal Finish	Contact Customer Service if dimensions are critical.
Upholstery	www.deccacontract.com
Wood Finish	

For more DeccaCharge and power information, please contact Customer Service
 For complete list of finish options and codes, go to www.deccacontract.com


DESCRIPTION	MODEL	FABRIC GRADES	POWDER COATED	BRUSHED STAINLESS STEEL	POLISHED STAINLESS STEEL	YARDAGE	SQUARE FEET	DIMENSIONS	INCHES	CENTIMETERS
SuperSpan B2B	DG SS520	COM	24334	25551	27984	27	660	OW	140	356
Two Seater Island		COL	26767	28106	30783			OD	61	155
Loose Back & Seat Cushions		G1	28833	30049	32483			OH	31.5	80
Metal Base, 4 accent pillows		G2	30602	31819	34252			SH	16	41
		G3	32048	33265	35698			AH	--	--
		G4	33655	34872	37306			SD	21	53
		G5	34130	35347	37780			SW	102	259
		L1	66022	67360	70037					

SuperSpan B2B	DG SS525	COM	27595	28975	31735	46	1040	OW	191.5	486
Three Seater Island		COL	30355	31873	34908			OD	61	155
Loose Back & Seat Cushions		G1	35260	36639	39399			OH	31.5	80
Metal Base, 6 accent pillows		G2	38274	39654	42413			SH	16	41
		G3	40738	42118	44877			AH	--	--
		G4	43476	44856	47615			SD	21	53
		G5	44284	45664	48424			SW	153.5	390
		L1	92210	93728	96763					

NOTE

SPECIFY: Dimensions are in inches and are approximate.
 Metal Finish Contact Customer Service if dimensions are critical.
 Upholstery www.deccacontract.com

For complete list of finish options and codes, go to www.deccacontract.com

DESCRIPTION	MODEL	FABRIC GRADES	LIST PRICE	YARDAGE	SQUARE FEET	DIMENSIONS	INCHES	CENTIMETERS
Span Accent Pillow 	P2212	COM	152	1	11	OW	22	56
		COL	167			OD	2.5	6
		G1	252			OH	12	30
		G2	291					
		G3	323					
		G4	359					
		G5	370					
		L1	810					

NOTE

SPECIFY:

Metal Finish

Upholstery





Wood / Lacquer Finish

Dimensions are in inches and are approximate.

Contact Customer Service if dimensions are critical.

www.deccacontract.com

For complete list of finish options and codes, go to www.deccacontract.com

DESCRIPTION	MODEL	FABRIC GRADES	POWDER COATED	BRUSHED STAINLESS STEEL	POLISHED STAINLESS STEEL	YARDAGE	SQUARE FEET	DIMENSIONS	INCHES	CENTIMETERS
Span Ottoman Metal Base 	DG BE600	COM	2490	2615	2864	2	27	OW	32	81
		COL	2740	2876	3150			OD	32	81
		G1	2740	2865	3114			OH	15.5	39
		G2	2839	2963	3212					
		G3	2919	3044	3293					
		G4	3008	3133	3382					
		G5	3035	3159	3408					
		L1	4345	4482	4756					
Span Bench Metal Base 	DG BE605	COM	4292	4507	4936	4	63	OW	64	163
		COL	4721	4957	5429			OD	32	81
		G1	4875	5090	5519			OH	15.5	39
		G2	5105	5319	5748					
		G3	5292	5507	5936					
		G4	5500	5715	6144					
		G5	5562	5776	6206					
		L1	8468	8704	9176					
Span Bench Metal Base 	DG BE610	COM	5966	6264	6861	5	90	OW	96	244
		COL	6563	6891	7547			OD	32	81
		G1	6799	7098	7694			OH	15.5	39
		G2	7127	7425	8022					
		G3	7395	7693	8290					
		G4	7692	7991	8587					
		G5	7780	8078	8675					
		L1	11916	12244	12900					
Span Bench Center Storage Metal Base 	DG BE615	COM	6119	6425	7036	4	63	OW	96	244
		COL	6731	7067	7740			OD	32	81
		G1	6702	7008	7620			OH	15.5	39
		G2	6931	7237	7849					
		G3	7119	7425	8036					
		G4	7327	7633	8245					
		G5	7388	7694	8306					
		L1	10478	10814	11487					

NOTE

SPECIFY:
Metal Finish
Upholstery
Wood / Lacquer Finish

Dimensions are in inches and are approximate.
Contact Customer Service if dimensions are critical.
www.deccacontract.com

For complete list of finish options and codes, go to www.deccacontract.com

DESCRIPTION	MODEL	POWDER COATED	BRUSHED STAINLESS STEEL	POLISHED STAINLESS STEEL	DIMENSIONS		
					INCHES	CENTIMETERS	
Span Coffee Table	DG CT140	3277	3441	3768	OW	32	81
Metal Base					OD	32	81
					OH	11	27



Span Coffee Table	DG CT150	5590	5870	6429	OW	64	163
Metal Base					OD	32	81
					OH	11	27



NOTE

SPECIFY:
Metal Finish
Wood / Lacquer Finish

Dimensions are in inches and are approximate.
Contact Customer Service if dimensions are critical.
www.deccacontract.com

For complete list of finish options and codes, go to www.deccacontract.com

DESCRIPTION	MODEL	FABRIC GRADES	STANDARD FINISH	PREMIUM WOOD	YARDAGE	SQUARE FEET	DIMENSIONS	INCHES	CENTIMETERS
Stanyan Side Chair Upholstery Back	BK SC150UB	COM	2094	2722	3	45	OW	22.5	57
		COL	2303	2994			OD	23.8	60
		G1	2510	3139			OH	32	81
		G2	2674	3302			SH	18	47
		G3	2808	3436			AH	26	65
		G4	2957	3585			SD	21	53
		G5	3001	3629			SW	20	51
		L1	4980	5671					



Stanyan Side Chair Rail Back	BK SC100WB	COM	2159	2807	1	18	OW	22.5	57
		COL	2375	3088			OD	23.8	60
		G1	2326	2974			OH	32	81
		G2	2392	3039			SH	18	47
		G3	2445	3093			AH	26	65
		G4	2505	3153			SD	21	53
		G5	2522	3170			SW	20	51
		L1	3446	4159					



NOTE

SPECIFY:
 Standard Finish
 Premium Wood: Maple, Oak & Walnut
 Wood / Lacquer Finish
 Upholstery

Dimensions are in inches and are approximate.
 Contact Customer Service if dimensions are critical.
www.deccacontract.com

For complete list of finish options and codes, go to www.deccacontract.com

DESCRIPTION	MODEL	FABRIC GRADES	STANDARD FINISH	PREMIUM WOOD	YARDAGE	SQUARE FEET	DIMENSIONS	INCHES	CENTIMETERS
Sutter Side Chair Upholstery Back	BK SC750UB	COM	2146	2790	3	45	OW	22.5	57
		COL	2361	3069			OD	25	64
		G1	2563	3207			OH	32	81
		G2	2727	3371			SH	19	47
		G3	2861	3505			AH	25	64
		G4	3009	3653			SD	18	46
		G5	3053	3697			SW	20	51
		L1	5037	5746					



Sutter Side Chair Grid Back	BK SC700WB	COM	2291	2978	1	18	OW	22.5	57
		COL	2520	3276			OD	25	64
		G1	2457	3145			OH	32	81
		G2	2523	3210			SH	19	47
		G3	2576	3264			AH	25	64
		G4	2636	3323			SD	18	46
		G5	2654	3341			SW	20	51
		L1	3590	4346					



Sutter High Stool Grid Back	BK SC710WB	COM	3112	4045	1	18	OW	18	46
		COL	3423	4450			OD	20.4	52
		G1	3278	4212			OH	42	107
		G2	3344	4277			SH	30	76
		G3	3397	4331			AH	--	--
		G4	3457	4390			SD	15	38
		G5	3475	4408			SW	18	46
		L1	4493	5520					



NOTE

SPECIFY:

Standard Finish

Premium Wood: Maple, Oak & Walnut

Wood / Lacquer Finish



Upholstery

Dimensions are in inches and are approximate.

Contact Customer Service if dimensions are critical.

www.deccacontract.com

For complete list of finish options and codes, go to www.deccacontract.com

DESCRIPTION	MODEL	FABRIC GRADES	STANDARD FINISH	PREMIUM WOOD	YARDAGE	SQUARE FEET	DIMENSIONS	INCHES	CENTIMETERS
Taylor Arm Chair	OV 570-20	COM	2081	2705	2	36	OW	25.25	64
Upholstered back and seat		COL	2289	2975			OD	23.35	59
Wood frame		G1	2414	3038			OH	32.75	83
		G2	2545	3169			SH	18.5	47
		G3	2652	3276			AH	25.75	65
		G4	2771	3395			SD	19	48
		G5	2806	3431			SW	20	51
		L1	4430	5117					

NOTE

SPECIFY:

Standard Finish

Premium Wood: Maple, Oak & Walnut

Wood / Lacquer Finish


Upholstery

Dimensions are in inches and are approximate.

Contact Customer Service if dimensions are critical.

www.deccacontract.com

For complete list of finish options and codes, go to www.deccacontract.com

DESCRIPTION	MODEL	FABRIC GRADES	STANDARD FINISH	PREMIUM WOOD	YARDAGE	SQUARE FEET	DIMENSIONS	INCHES	CENTIMETERS
Townsend Side Chair	DG SC105	COM	2472	3213	3	54	OW	23	58
Fully Upholstered		COL	2719	3535			OD	26	65
Wood Legs		G1	2972	3713			OH	31	78
		G2	3168	3910			SH	18	47
		G3	3329	4071			AH	24	60
		G4	3508	4249			SD	18	47
		G5	3560	4302			SW	19	47
		L1	5931	6747					

NOTE

SPECIFY:

Standard Finish

Premium Wood: Maple, Oak & Walnut

Wood / Lacquer Finish


Upholstery


Dimensions are in inches and are approximate.

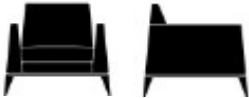
Contact Customer Service if dimensions are critical.

www.deccacontract.com

For complete list of finish options and codes, go to www.deccacontract.com

DESCRIPTION	MODEL	FABRIC GRADES	LIST PRICE	YARDAGE	SQUARE FEET	DIMENSIONS	INCHES	CENTIMETERS
Vertex One Lounge Chair Wood Base 	VT LC305	COM	3631	5	90	OW	32	81
		COL	3994			OD	32	81
		G1	4464			OH	30	76
		G2	4792			SH	16	41
		G3	5059			AH	23.5	60
		G4	5357			SD	22	56
		G5	5445			SW	22	55
		L1	9347					

Vertex One Accent Pillow Accent Pillow 	COM	145	1	11	OW	19	48
	COL	159			OD	3	8
	G1	245			OH	7.5	19
	G2	284					
	G3	316					
	G4	352					
	G5	362					
L1	802						

Vertex Two Lounge Chair Loose Seat Cushion, Wood Base 	VT LC310	COM	4238	5	90	OW	33	84
		COL	4662			OD	33	84
		G1	5071			OH	30	76
		G2	5399			SH	16	41
		G3	5667			AH	23.5	60
		G4	5964			SD	22	56
		G5	6052			SW	22	55
		L1	10015					

NOTE

SPECIFY:

Wood / Lacquer Finish


Upholstery


Dimensions are in inches and are approximate.


Contact Customer Service if dimensions are critical.

www.deccacontract.com

For complete list of finish options and codes, go to www.deccacontract.com

DESCRIPTION	MODEL	FABRIC GRADES	LIST PRICE	YARDAGE	SQUARE FEET	DIMENSIONS	INCHES	CENTIMETERS
Vertex One Love Seat Wood Base 	VT LL405	COM	4726	8	135	OW	60	152
		COL	5198			OD	32	81
		G1	5975			OH	30	76
		G2	6467			SH	16	41
		G3	6869			AH	23.5	60
		G4	7315			SD	22	56
		G5	7447			SW	47	120
		L1	13228					

Vertex One Accent Pillows set of 2 pieces 	COM	289	1	22	OW	38	97
	COL	318			OD	3	8
	G1	489			OH	7.5	19
	G2	568					
	G3	632					
	G4	704					
	G5	725					
	L1	1603					


Vertex Two Love Seat Loose seat cushion Wood Base 	VT LL410	COM	4867	10	180	OW	61	155
		COL	5354			OD	33	84
		G1	6533			OH	30	76
		G2	7188			SH	16	41
		G3	7724			AH	23.5	60
		G4	8319			SD	22	56
		G5	8495			SW	48	123
		L1	16059					


NOTE


SPECIFY: Wood / Lacquer Finish Upholstery

Dimensions are in inches and are approximate.
 Contact Customer Service if dimensions are critical.
www.deccacontract.com

For complete list of finish options and codes, go to www.deccacontract.com

DESCRIPTION	MODEL	FABRIC GRADES	LIST PRICE	YARDAGE	SQUARE FEET	DIMENSIONS	INCHES	CENTIMETERS
Vertex One Sofa	VT LS505	COM	4975	10	171	OW	76	193
Wood Base		COL	5473			OD	32	81
		G1	6558			OH	30	76
		G2	7181			SH	16	41
		G3	7689			AH	23.5	60
		G4	8255			SD	22	56
		G5	8422			SW	66	167
		L1	15643					

Vertex One Accent Pillows		COM	434	2	36	OW	58.5	149
set of 3 pieces		COL	478			OD	3	8
for sofa w76"		G1	767			OH	7.5	19
		G2	898					
		G3	1006					
		G4	1125					
		G5	1160					
		L1	2619					

Vertex One Sofa	VT LS515	COM	5346	11	189	OW	84	213
Wood Base		COL	5880			OD	32	81
		G1	7095			OH	30	76
		G2	7783			SH	16	41
		G3	8346			AH	23.5	60
		G4	8971			SD	22	56
		G5	9155			SW	71	181
		L1	17121					

NOTE

SPECIFY:

Wood / Lacquer Finish


Upholstery


Dimensions are in inches and are approximate.

Contact Customer Service if dimensions are critical.

www.deccacontract.com

For complete list of finish options and codes, go to www.deccacontract.com

DESCRIPTION	MODEL	FABRIC GRADES	LIST PRICE	YARDAGE	SQUARE FEET	DIMENSIONS	INCHES	CENTIMETERS
Vertex Two Sofa Loose Seat Cushion, Wood Base 	VT LS510	COM	5363	13	234	OW	76	193
		COL	5899			OD	33	84
		G1	7529			OH	30	76
		G2	8380			SH	16	41
		G3	9077			AH	23.5	60
		G4	9851			SD	22	56
		G5	10079			SW	66	167
		L1	19816					

Vertex Two Sofa Loose Seat Cushion, Wood Base 	VT LS525	COM	5816	14	252	OW	84	213
		COL	6398			OD	33	84
		G1	8149			OH	30	76
		G2	9066			SH	16	41
		G3	9816			AH	23.5	60
		G4	10649			SD	22	56
		G5	10895			SW	71	181
		L1	21386					

NOTE

SPECIFY:

Wood / Lacquer Finish



Upholstery

Dimensions are in inches and are approximate.

Contact Customer Service if dimensions are critical.

www.deccacontract.com

For complete list of finish options and codes, go to www.deccacontract.com



DESCRIPTION	MODEL	LIST PRICE		DIMENSIONS	INCHES	CENTIMETERS
Vertex Coffee Table Wood Surround	VT CT100	3605		OW	26	66
				OD	26	66
				OH	14	36
						
Vertex Coffee Table Wood Surround	VT CT100SS	4451	Solid Surface Inset Top	OW	26	66
Inset Top	VT CT100WP	3605	White Back Painted Inset GlassTop	OD	26	66
	VT CT100TP	3605	Black Back Painted Inset Glass Top	OH	14	36
						
	VT CT100XX	3624	Frosted Mirror Inset Glass Top			
	VT CT100BM	3624	Black Mirror Inset Glass Top			
	VT CT100BX	3624	Bronze Frosted Mirror Inset Glass Top			
	VT CT100GX	3624	Gray Frosted Mirror Inset Glass Top			
	VT CT100P	3816	Lacquer Inset Top			

NOTE

SPECIFY:
Wood / Lacquer Finish

Dimensions are in inches and are approximate.
Contact Customer Service if dimensions are critical.
www.deccacontract.com

For complete list of finish options and codes, go to www.deccacontract.com



DESCRIPTION	MODEL	LIST PRICE		DIMENSIONS		
				INCHES	CENTIMETERS	
Vertex Coffee Table Lacquer Surround	VT CT105P	3486		OW	26	66
				OD	26	66
				OH	14	36
						
Vertex Coffee Table Lacquer Surround	VT CT105SS	4130	Solid Surface Inset Top	OW	26	66
Inset Top	VT CT105WP	3284	White Back Painted Inset Glass Top	OD	26	66
	VT CT105TP	3284	Black Back Painted Inset Glass Top	OH	14	36
						
	VT CT105XX	3298	Frosted Mirror Inset Glass Top			
	VT CT105BM	3298	Black Mirror Inset Glass Top			
	VT CT105BX	3298	Bronze Frosted Mirror Inset Glass Top			
	VT CT105GX	3298	Gray Frosted Mirror Inset Glass Top			
	VT CT105	3284	Wood Inset Top			

NOTE

SPECIFY:
Wood / Lacquer Finish

Dimensions are in inches and are approximate.
Contact Customer Service if dimensions are critical.
www.deccacontract.com

For complete list of finish options and codes, go to www.deccacontract.com



DESCRIPTION	MODEL	LIST PRICE		DIMENSIONS	INCHES	CENTIMETERS
Vertex Side Table Wood Surround 	VT ST103	3019		OW	14	36
				OD	14	36
				OH	18	46
Vertex Side Table Wood Surround Inset Top 	VT ST103SS	3500	Solid Surface Inset Top	OW	14	36
	VT ST103WP	3019	White Back Painted Inset GlassTop	OD	14	36
	VT ST103TP	3019	Black Back Painted Inset Glass Top	OH	18	46
	VT ST103XX	3064	Frosted Mirror Inset Glass Top			
	VT ST103BM	3064	Black Mirror Inset Glass Top			
	VT ST103BX	3064	Bronze Frosted Mirror Inset Glass Top			
	VT ST103GX	3064	Gray Frosted Mirror Inset Glass Top			
	VT ST103P	3283	Lacquer Inset Top			

NOTE

SPECIFY:
Wood / Lacquer Finish

Dimensions are in inches and are approximate.
Contact Customer Service if dimensions are critical.
www.deccacontract.com

For complete list of finish options and codes, go to www.deccacontract.com



DESCRIPTION	MODEL	LIST PRICE		DIMENSIONS	INCHES	CENTIMETERS
Vertex Side Table Lacquer Surround 	VT ST100P	2970		OW	14	36
				OD	14	36
				OH	18	46
Vertex Side Table Lacquer Surround Inset Top 	VT ST100SS	3143	Solid Surface Inset Top	OW	14	36
	VT ST100WP	2681	White Back Painted Inset GlassTop	OD	14	36
	VT ST100TP	2681	Black Back Painted Inset Glass Top	OH	18	46
	VT ST100XX	2708	Frosted Mirror Inset Glass Top			
	VT ST100BM	2708	Black Mirror Inset Glass Top			
	VT ST100BX	2708	Bronze Frosted Mirror Inset Glass Top			
	VT ST100GX	2708	Gray Frosted Mirror Inset Glass Top			
	VT ST100	2681	Wood Inset Top			

NOTE

SPECIFY:
 Wood / Lacquer Finish

Dimensions are in inches and are approximate.
 Contact Customer Service if dimensions are critical.
www.deccacontract.com

For complete list of finish options and codes, go to www.deccacontract.com



DESCRIPTION	MODEL	LIST PRICE		DIMENSIONS	INCHES	CENTIMETERS
Vertex Side Table Wood Surround 	VT ST105	3019		OW	14	36
				OD	14	36
				OH	18	46
Vertex Side Table Wood Surround Inset Top 	VT ST105SS	3500	Solid Surface Inset Top	OW	14	36
	VT ST105WP	3019	White Back Painted Inset GlassTop	OD	14	36
	VT ST105TP	3019	Black Back Painted Inset Glass Top	OH	18	46
	VT ST105XX	3064	Frosted Mirror Inset Glass Top			
	VT ST105BM	3064	Black Mirror Inset Glass Top			
	VT ST105BX	3064	Bronze Frosted Mirror Inset Glass Top			
	VT ST105GX	3064	Gray Frosted Mirror Inset Glass Top			
	VT ST105P	3283	Lacquer Inset Top			

NOTE

SPECIFY:
Wood / Lacquer Finish

Dimensions are in inches and are approximate.
Contact Customer Service if dimensions are critical.
www.deccacontract.com

For complete list of finish options and codes, go to www.deccacontract.com

DESCRIPTION	MODEL	LIST PRICE	DIMENSIONS			
			INCHES	CENTIMETERS		
Vertex Side Table Lacquer Surround 	VT ST107P	2970	OW	14	36	
			OD	14	36	
			OH	18	46	
Vertex Side Table Lacquer Surround Inset Top 	VT ST107SS	3143	Solid Surface Inset Top	OW	14	36
	VT ST107WP	2681	White Back Painted Inset Glass Top	OD	14	36
	VT ST107TP	2681	Black Back Painted Inset Glass Top	OH	18	46
	VT ST107XX	2708	Frosted Mirror Inset Glass Top			
	VT ST107BM	2708	Black Mirror Inset Glass Top			
	VT ST107BX	2708	Bronze Frosted Mirror Inset Glass Top			
	VT ST107GX	2708	Gray Frosted Mirror Inset Glass Top			
	VT ST107	2681	Wood Inset Top			

NOTE

SPECIFY:
Wood / Lacquer Finish

Dimensions are in inches and are approximate.
Contact Customer Service if dimensions are critical.
www.deccacontract.com

For complete list of finish options and codes, go to www.deccacontract.com